

■ Features

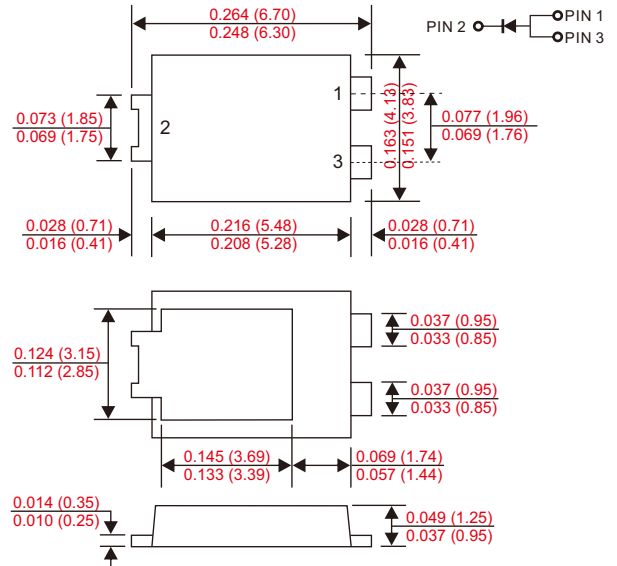
- Low forward voltage drop.
- Excellent high temperature stability.
- Fast switching capability.
- Suffix "G" indicates Halogen-free part, ex. CP1045SG.
- Lead-free parts meet environmental standards of MIL-STD-19500 /228

■ Mechanical data

- Epoxy : UL94-V0 rated flame retardant.
- Case : Molded plastic, TO-277.
- Lead : Solder plated, solderable per MIL-STD-750, Method 2026.
- Polarity: Indicated by cathode band.
- Mounting Position : Any.
- Weight : Approximated 0.093 grams.

■ Outline

TO-277



Dimensions in inches and (millimeters)

■ Maximum ratings and electrical characteristics

Rating at 25°C ambient temperature unless otherwise specified. Single phase, half wave, 60Hz, resistive or inductive load. For capacitive load, derate current by 20%.

Parameter	Conditions	Symbol	CP1045S			UNIT
Marking code			CP1045S			
Peak repetitive reverse voltage		V_{RRM}	45			V
Working peak reverse voltage		V_{RWM}				
DC blocking voltage		V_{RM}				
RMS reverse voltage		$V_{R(RMS)}$	32			V
Forward rectified current		I_O	10			A
Forward surge current	8.3ms single half sine-wave superimposed on rate load (JEDEC method)	I_{FSM}	120			A
Thermal resistance	Junction to ambient(1)	$R_{\theta JA}$	102			°C/W
	Junction to ambient(2)	$R_{\theta JA}$	60			°C/W
Operating and Storage temperature		T_J, T_{STG}	-65 ~ +150			°C
Parameter	Conditions	Symbol	MIN.	TYP.	MAX.	UNIT
Reverse breakdown voltage	$I_R = 0.5mA$	$V_{(BR)R}$	45			V
Forward voltage drop	$I_F = 8A, T_J = 25^\circ C$	V_F			510	mV
	$I_F = 10A, T_J = 25^\circ C$				550	
	$I_F = 10A, T_J = 125^\circ C$				530	
Reverse current	$V_R = V_{RRM}, T_J = 25^\circ C$	I_R			0.45	mA
	$V_R = V_{RRM}, T_J = 100^\circ C$				18	
	$V_R = V_{RRM}, T_J = 125^\circ C$				100	

Note : 1.FR-4 PCB, 2oz.Copper.
2.Polyimide PCB, 2oz.Copper.Cathode pad dimensions 18.8mm x 14.4mm.Anode pad dimensions 5.6mm x 14.4mm.

Rating and characteristic curves

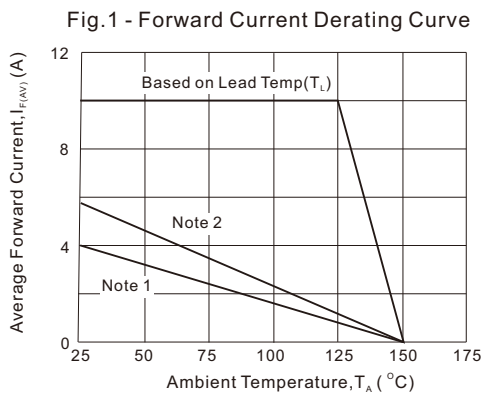


Fig. 2 - Instantaneous Forward Characteristics

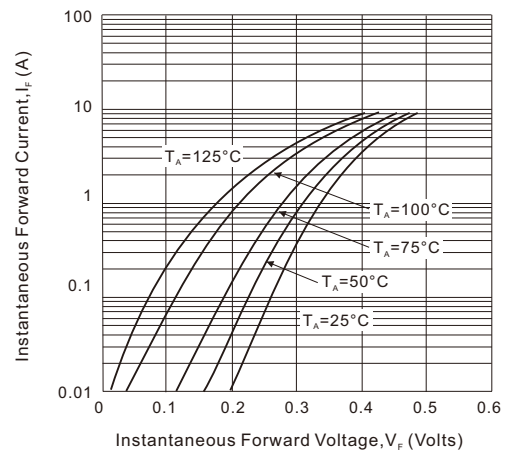
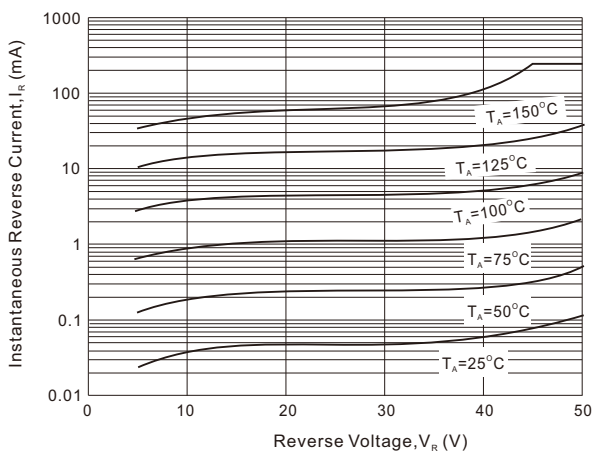
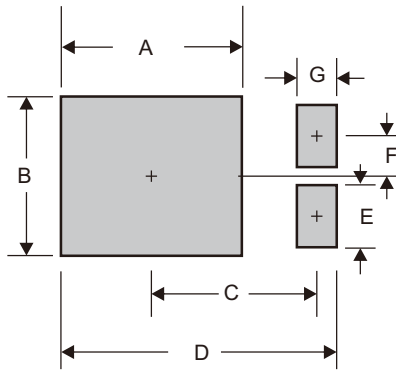


Fig. 3 - Reverse Characteristics



■ TO-277 foot print



A	B	C	D	E	F	G
0.185 (4.70)	0.142 (3.60)	0.152 (3.87)	0.260 (6.60)	0.055 (1.40)	0.035 (0.90)	0.031 (0.80)

Dimensions in inches and (millimeters)

- CITC reserves the right to make changes to this document and its products and specifications at any time without notice.
- Customers should obtain and confirm the latest product information and specifications before final design, purchase or use.
- CITC makes no warranty, representation or guarantee regarding the suitability of its products for any particular purpose, nor does CITC assume any liability for application assistance or customer product design.
- CITC does not warrant or accept any liability with products which are purchased or used for any unintended or unauthorized application.
- No license is granted by implication or otherwise under any intellectual property rights of CITC.
- CITC products are not authorized for use as critical components in life support devices or systems without express written approval of CITC.