




Helping Customers Innovate, Improve & Grow

Search

[VCXOs](#) > [Additional VCXOs](#) > [CO-484V / 487V](#)

CO-484V / 487V Voltage Controlled Crystal Oscillators (VCXO)



Features:

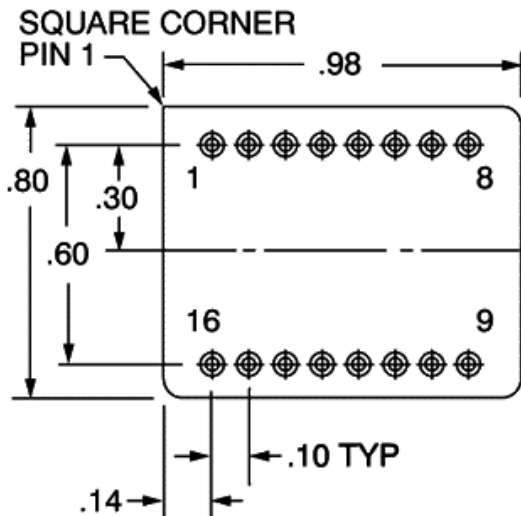
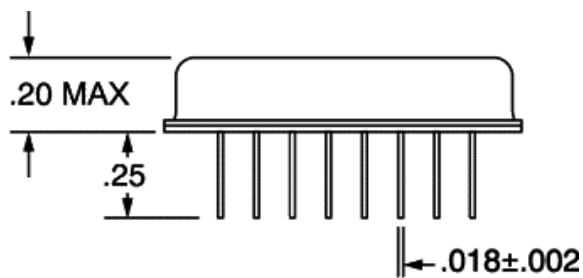
- Frequencies to 200 MHz
- Deviation to ± 200 ppm
- Low Profile hybrid 16 Pin DDIP and 16 pin flatpack
- ± 7 dBm Sinewave output option

Phase Locking Applications (8MHz to 200MHz sinewave)	Voltage Controlled Crystal Oscillators			
Configurations	low profile DDIP or Flatpack			
Series	(a)CO-484V (b)CO-487V			
Center Frequency	8-200 MHz			
Output	0.5 Vrms/50Ω (+7dBm). Option "R": +13 dBm (≤160 MHz). Harmonics and sub-harmonics are -20 dBc (-40dBc optional).			
Supply Voltage (±5%)	Supply: +15 Vdc (+12 Vdc to +24 Vdc optional)			
Deviation/Stability Alternatives	Code	Temperature Range	Temperature Stability	** Minimum Deviation
	O	0/+50°C	±10 ppm	± 30 ppm
	A	0/+50°C	±20 ppm	± 50 ppm
	B	0/+50°C	±35 ppm	±100 ppm
	C*	0/+50°C	±35 ppm	±200 ppm
	D	0/+70°C	±20 ppm	± 40 ppm
	E	0/+70°C	±40ppm	±100ppm
	F*	0/+70°C	±40 ppm	±200 ppm
	G	-20/+70°C	±30 ppm	± 60 ppm
	H	-20/+70°C	±40 ppm	±100 ppm
	I*	-20/+70°C	±40 ppm	±200 ppm
	J	-40/+85°C	±40 ppm	± 60 ppm
	K	-40/+85°C	±50 ppm	±100 ppm
	L*	-40/+85°C	±50 ppm	±200 ppm
	M	-55/+85°C	±50 ppm	±100 ppm
N*	-55/+85°C	±50 ppm	±200 ppm	
<p>** Deviation is referenced to the specified output frequency . For example, inModel CO-484V-EX @ 100 MHz, at 25°C and 0V control, the frequency is at least 100 ppm below 100 MHz and at +5V the frequency is at least 100 ppm above 100 MHz.</p> <p>*The following notes apply to options C,F,I,L and N (±200 ppm deviation);</p> <ul style="list-style-type: none"> ● They are available at frequencies up to 75 MHz in all models ● Linearity of ±10% is standard to 75 MHz. 				
Control Voltage	0 to +6 V positive transfer function (lowest frequency at 0 V) *±3 V to ± 10 V optional *With bipolar control voltage option, transfer function is negative, and linearity is ±10%			

Linearity	±20% (±10% optional); ±10% is standard with bipolar control voltage and with deviation/stability options C, F, I, L and N.
Size	CO-484: 16 pin double DIP 0.8" x 0.98" x 0.2" CO-487: Flatback 1.0" x 1.0" x 0.17"
How to Order	CO-48[Package Style]-[Deviation/Stability][X]-Frequency Package Style "4" = 16 pin DDIP "7" = 16 lead flatpack Deviation/Stability (See above) Screen Test Level : X

[top of page](#)

CO-484V



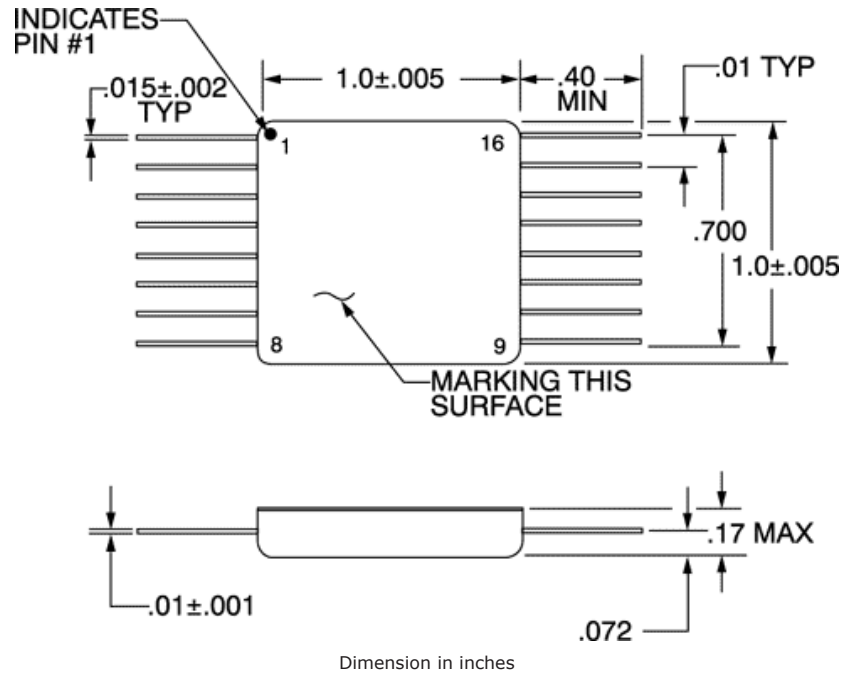
Dimension in inches

Pinouts

Pin	Function
6	VCXO
8	OV, Case
9	Output
16	Supply (+)

[top of page](#)

CO-487V



[top of page](#)

Copyright © 1997-2009 by Vectron International, Inc., [A Dover Company](#).
 Vectron International's [Terms and Conditions](#).
 The most recent change to this page occurred 03/12/2009