

ISSUE 7; April 2016

Description

- Specifically designed and approved for use with Zarlink chipsets for Stratum 4 applications.
±20ppm all causes over 15 years crystal oscillators.
Ceramic package with a seam sealed metal lid, hermetically sealed.
Please see our CFPS-73 for a standard 7x5mm oscillators.



Frequency Parameters

- Frequency: 12.8MHz to 77.76MHz
- Frequency Stability: ±20.00ppm
- Frequency Stability is all causes over 15 years inclusive of frequency tolerance, supply voltage variation, load variation and ageing.
- Developed Frequencies: 12.80MHz, 19.440MHz, 20.0MHz, 20.480MHz, 27.0MHz, 40.0MHz, 44.23220MHz, 44.621770MHz, 64.0MHz & 77.760MHz.
- Note: Frequencies between 1.0MHz and 100.0MHz will be considered, please contact an IQD Sales Office.

Electrical Parameters

- Supply Voltage: 3.3V ±1%

Operating Temperature Ranges

- 0 to 70°C

Output Details

- Output Compatibility: HCMOS
- Drive Capability: 15pF

Output Control

- Logic '1' to pad 1 enables oscillator output, 2.5V min.
Logic '0' to pad 1 disables oscillator output; when disabled the oscillator output goes to the high impedance state, 0.5V max.
No connection to pad 1 enables oscillator output.

Environmental Parameters

- Storage Temperature Range: -55 to 125°C

Manufacturing Details

- Maximum Process Temperature: 260°C (10secs max)

Ordering Information

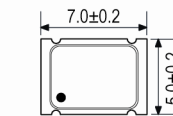
- Frequency*
Model*
Output
Frequency Stability
Operating Temperature Range
Supply Voltage
(*minimum required)
- Example
20.0MHz CFPS-74
HCMOS ±20ppm All Causes 15yrs 0 to 70C 3.3V

Compliance

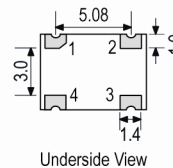
- RoHS Status (2011/65/EU): Compliant
- REACH Status: Compliant
- MSL Rating (JDEC-STD-033): Not Applicable



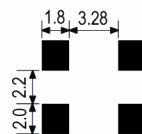
Outline (mm)



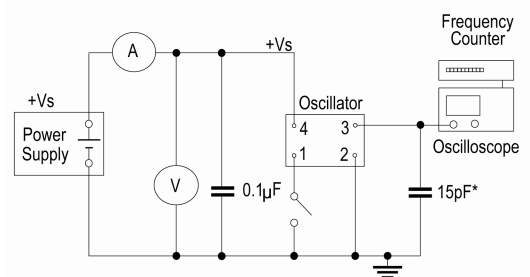
- Pad Connections
- N/C or Tri-State Operation
 - GND
 - Output
 - +Vs



Solder Pad Layout



Test Circuit



*Inclusive of jigging and equipment capacitance

Sales Office Contact Details:

UK: +44 (0)1460 270200

France: 0800 901 383

Email: info@iqdfrequencyproducts.com

Germany: 0800 1808 443

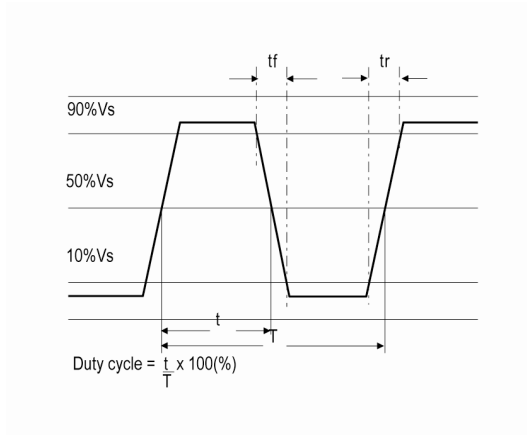
USA: +1.760.318.2824

Web: www.iqdfrequencyproducts.com

Packaging Details

- Pack Style: Cutt In tape, cut from reel
Pack Size: 1
- Pack Style: Bulk Loose in bulk pack
Pack Size: 100
- Pack Style: Reel Tape & reel in accordance with EIA-481-D
Pack Size: 1,000

Wave Form



Electrical Specification - maximum limiting values 3.30V ±1%

Frequency	Temperature Range	Stability	Current Draw	Rise and Fall Time	Duty Cycle
	°C	ppm	mA	ns	%
12.8MHz	0 to 70	±20.00	40	6	45/55
19.44MHz	0 to 70	±20.00	40	6	45/55
20.0MHz	0 to 70	±20.00	40	6	45/55
20.48MHz	0 to 70	±20.00	40	6	45/55
27.0MHz	0 to 70	±20.00	40	6	45/55
40.0MHz	0 to 70	±20.00	40	6	45/55
44.2322MHz	0 to 70	±20.00	40	6	45/55
44.62177MHz	0 to 70	±20.00	40	6	45/55
64.0MHz	0 to 70	±20.00	40	6	45/55
77.76MHz	0 to 70	±20.00	40	6	45/55

This document was correct at the time of printing; please contact your local sales office for the latest version.
[Click to view latest version on our website.](#)

Sales Office Contact Details:

UK: +44 (0)1460 270200
Germany: 0800 1808 443

France: 0800 901 383
USA: +1.760.318.2824

Email: info@iqdfrequencyproducts.com
Web: www.iqdfrequencyproducts.com