


BP-208SG-P7

Wallmount, PICMG, 8-slot Backplane, 7 PCI, Single Segment




Master	PICMG
PICMG	1
PCI	7
System	Single
Fan Connector	2
ATX Control Connector	1

ATX Power Connector	1
AT Power Connector	1
Dimension	10.4" x 8.6" (264mm x 219mm)

BP-208SG-P4

Wallmount, PICMG, 8-slot Backplane, 4 PCI, 3 ISA, Single Segment




Master	PICMG
PICMG	2
PCI	4
ISA	3
System	Single
Fan Connector	2
ATX Control Connector	1

ATX Power Connector	1
AT Power Connector	1
Dimension	10.4" x 8.6" (264mm x 219mm)

BP-208SI


Wallmount, ISA, 8-slot Backplane, 8 ISA, Single Segment



Master	ISA
ISA	8
System	Single
AT Power Connector	1
Dimension	8.6" x 6.9" (219mm x 175mm)

BP-206SH-P3

Wallmount, PICMG1.3, 6-Slot Backplane, PCI x 3, PCI-E x 2, Single Segment



Master	PICMG 1.3
PICMG1.3	1
PCI	3
PCI-E [x 4]	1
PCI-E [x16]	1
System	Single
Fan Connector	2

ATX Power Connector	1
Dimension	12.9" x 5.3" (327mm x 134mm)