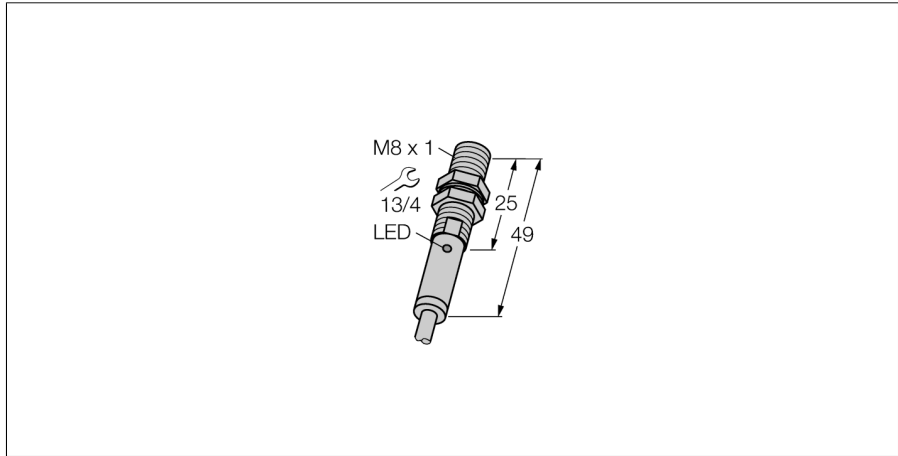
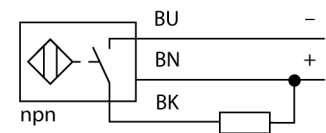


Inductive sensor
Stainless steel front
BI1.5-EG08F-AN6X



- Threaded barrel, M8 x 1
- Stainless steel, 1.4305
- DC 3-wire, 10...30 VDC
- NO contact, NPN output
- Cable connection

Wiring Diagram



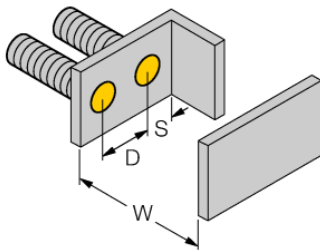
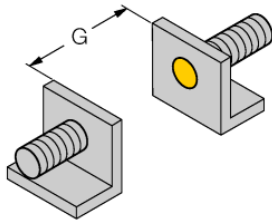
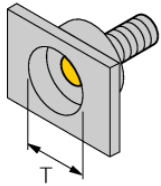
Functional principle

Inductive sensors detect metal objects contactless and wear-free. For this, they use a high-frequency electromagnetic AC field that interacts with the target. Inductive sensors generate this field via an RLC circuit with a ferrite coil.

Type designation	BI1.5-EG08F-AN6X
Ident-No.	4614627
Rated switching distance Sn	1.5 mm
Mounting conditions	Flush
Secured operating distance	≤ (0,81 x Sn) mm
Correction factors	St37 = 1; Al = 0.3; stainless steel = 0.7; Ms = 0.4
Repeat accuracy	≤ 2 % of full scale
Temperature drift	≤ ± 10 %
Hysteresis	3...15 %
Ambient temperature	-25...+70 °C
Operating voltage	10...30 VDC
Residual ripple	≤ 10 % U _{ss}
DC rated operational current	≤ 200 mA
No-load current I ₀	≤ 15 mA
Residual current	≤ 0.1 mA
Isolation test voltage	≤ 0.5 kV
Short-circuit protection	yes/ Cyclic
Voltage drop at I ₀	≤ 1.8 V
Wire breakage/Reverse polarity protection	yes/ Complete
Output function	3-wire, NO contact, NPN
Switching frequency	0.2 kHz
Design	Threaded barrel, M8 x 1
Dimensions	49 mm
Housing material	Stainless steel, V4A (1.4404)
Active area material	Stainless steel, 1.4305 (AISI 303)
End cap	Metal
Admissible pressure on front cap	≤ 100 bar
Max. tightening torque housing nut	10 Nm
Electrical connection	Cables
Cable quality	4mm, Gray, LifYY, PVC, 2
Cable cross section	3 x 0.25 mm ²
Vibration resistance	55 Hz (1 mm)
Shock resistance	30 g (11 ms)
Protection class	IP68 / IP69K
Packaging unit	1
Switching state	LED, Yellow

**Inductive sensor
Stainless steel front
BI1.5-EG08F-AN6X**

Distance D	30 mm
Distance W	4.5 mm
Distance T	8 mm (Fe metal); 50 mm (non Fe-metal)
Distance S	15 mm (Fe metal); 25 mm (non Fe-metal)
Distance G	35 mm
<hr/>	
Diameter active area B	Ø 8 mm



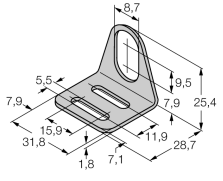
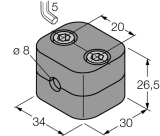
Switching distance not reduced when flush mounted in ferrous metals

When mounted in non-ferrous metals the active face has to protrude 10 mm.

The values depend on the mounting nuts used. Therefore we recommend the use of the nuts which are included in the delivery.

**Inductive sensor
Stainless steel front
BI1.5-EG08F-AN6X**

Accessories

Type code	Ident-No.	Description	
MW-08	6945008	Mounting bracket for threaded barrel devices; material: Stainless steel A2 1.4301 (AISI 304)	
BSS-08	6901322	Mounting bracket for smooth and threaded barrel devices; material: Polypropylene	
MBS80	69479	Mounting bracket for threaded barrel devices; material mounting block: Anodized aluminium	