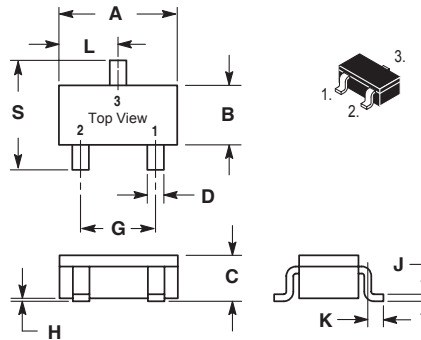


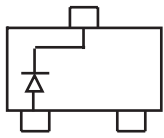
RoHS Compliant Product
A suffix of "-C" specifies halogen & lead-free

FEATURES

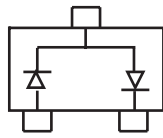
- Low Turn-on voltage
- Fast switching



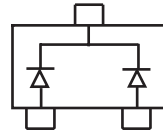
SOT-523		
Dim	Min	Max
A	1.50	1.70
B	0.78	0.82
C	0.80	0.82
D	0.28	0.32
G	0.90	1.10
H	0.00	0.10
J	0.10	0.20
K	0.35	0.41
L	0.49	0.51
S	1.50	1.70
All Dimension in mm		



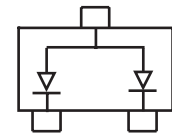
BAS70T Marking: 7C



BAS70-04T Marking: 7D



BAS70-05T Marking: 7E



BAS70-06T Marking: 7F

MAXIMUM RATINGS AND ELECTRICAL CHARACTERISTICS

Rating 25°C ambient temperature unless otherwise specified.

TYPE NUMBER	SYMBOL	VALUES	UNITS
Peak Repetitive Peak reverse voltage	V_{RRM}	70	V
Working Peak Reverse Voltage	V_{RWM}		
DC Blocking Voltage	V_R		
Forward Continuous Current	I_{FM}	70	mA
Non-Repetitive Peak Forward Surge Current @ t = 1.0s	I_{FSM}	100	A
Power Dissipation	P_D	150	mW
Thermal Resistance Junction to Ambient Air	$R_{\theta JA}$	833	°C/W
Storage temperature	T_{STG}	-65~125	°C

MAXIMUM RATINGS AND ELECTRICAL CHARACTERISTICS

Rating 25°C ambient temperature unless otherwise specified.

PARAMETERS	SYMBOL	TEST CONDITIONS	MIN	MAX	UNITS
Reverse breakdown voltage	$V_{(BR)R}$	$I_R = 10\mu A$	70		V
Reverse voltage leakage current	I_R	$V_R = 50V$		100	nA
Forward voltage	V_F	$I_F = 1mA$ $I_F = 15mA$		410 1000	mV
Diode capacitance	C_D	$V_R = 0, f = 1MHz$		2	pF
Reverses recovery time	t_{rr}	$I_F = I_R = 10mA, I_{rr} = 0.1 \times I_R,$ $R_L = 100\Omega$		5	nS

RATINGS AND CHARACTERISTIC CURVES

