

## Surface mount switching diode

## BAS21/A/C/S

### FEATURES

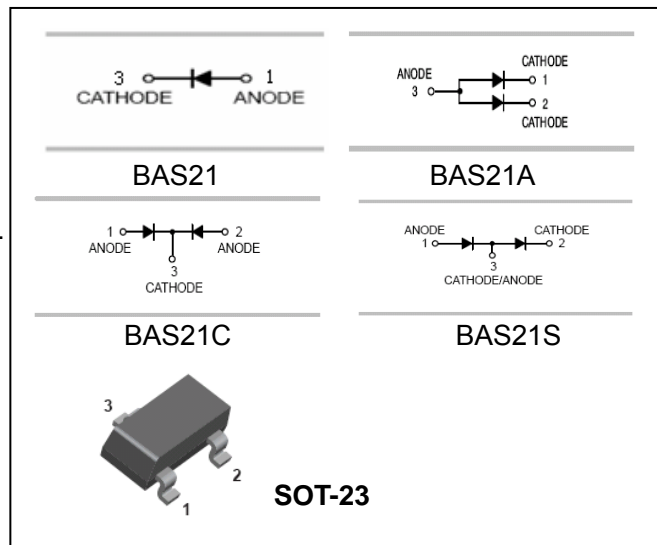
- Fast switching speed.
- Surface mount package ideally suited for Automatic insertion.
- For general purpose switching applications.
- High conductance.



Lead-free

### APPLICATIONS

- High speed switching application.



### ORDERING INFORMATION

Type No.	Marking	Package Code
BAS21	JS	SOT-23
BAS21A	JS2	SOT-23
BAS21C	JS3	SOT-23
BAS21S	JS4	SOT-23

### MAXIMUM RATING @ Ta=25°C unless otherwise specified

Characteristic	Symbol	Value	Unit
Peak Repetitive Reverse Voltage	$V_R$	250	V
Forward Continuous Current	$I_F$	200	mA
Power Dissipation	$P_d$	225	mW
Thermal Resistance Junction to Ambient Air	$R_{\theta JA}$	500	°C/W
Operating Junction Temperature Range	$T_j$	150	°C
Storage Temperature Range	$T_{STG}$	-65 to +150	°C

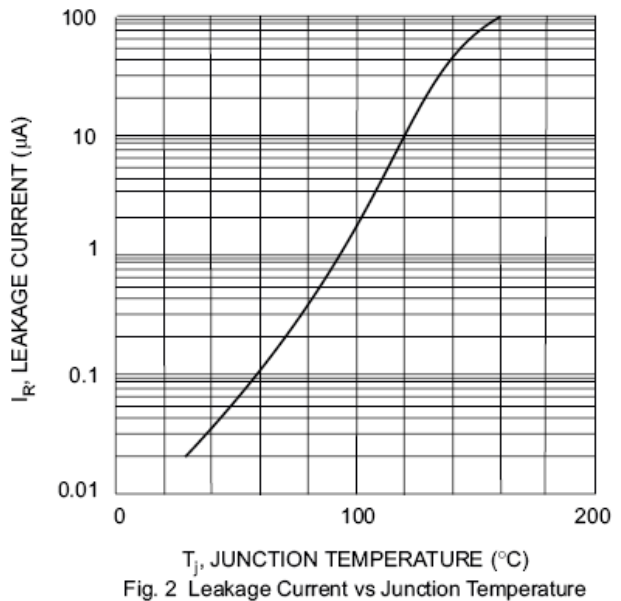
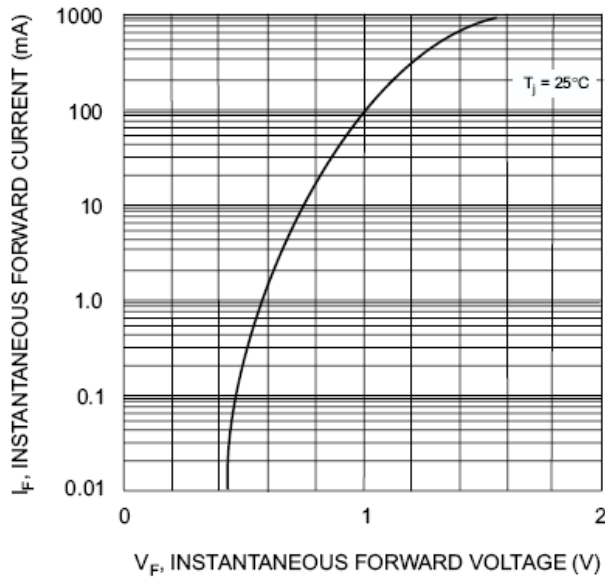
## Surface mount switching diode

## BAS21/A/C/S

### ELECTRICAL CHARACTERISTICS @ Ta=25°C unless otherwise specified

Characteristic	Symbol	Min	MAX	UNIT	Test Condition
Reverse breakdown Voltage	$V_{(BR)R}$	250	-	V	$I_R=100\mu A$
Reverse Leakage Current	$I_R$	-	1	$\mu A$	$V_R=200V$
Forward voltage	$V_F$	-	1000 1250	mV	$I_F=100mA$ $I_F=200mA$
Diode Capacitance	$C_D$	-	5.0	pF	$V_R=0V, f=1.0MHz$
Reverse Recovery Time	$t_{rr}$	-	50	ns	$I_F=I_R=10mA, I_{tr}=0.1 \cdot I_R$

### TYPICAL CHARACTERISTICS @ Ta=25°C unless otherwise specified



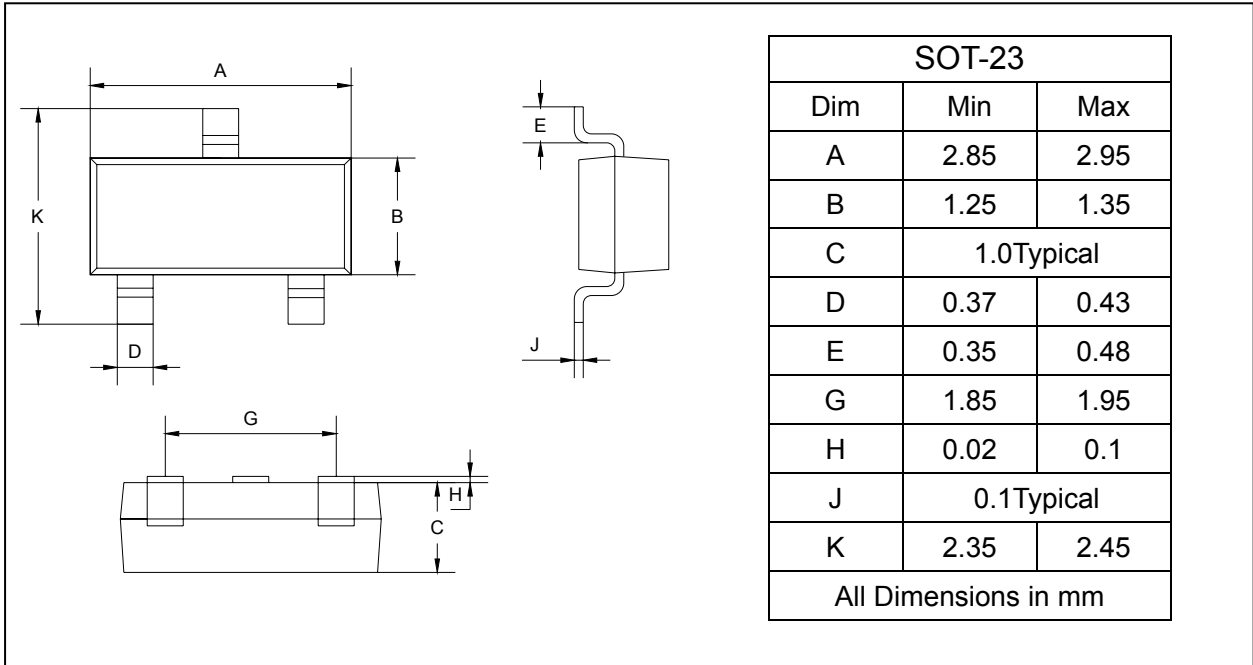
## Surface mount switching diode

## BAS21/A/C/S

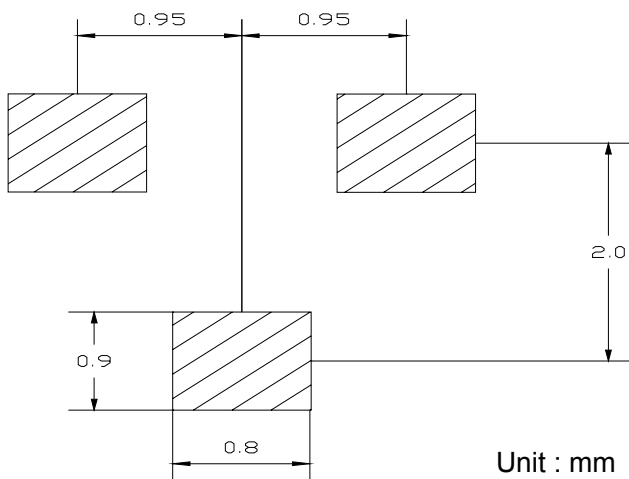
### PACKAGE OUTLINE

Plastic surface mounted package

SOT-23



### SOLDERING FOOTPRINT



### PACKAGE INFORMATION

Device	Package	Shipping
BAS21/A/C/S	SOT-23	3000/Tape&Reel