



SAW Components

Data Sheet B9302





SAW Components

B9302

Low-Loss Dual Band Filter for Mobile Communication

881,5 / 942,5 MHz

Data Sheet



Chip Sized Saw Package QCS10H

Features

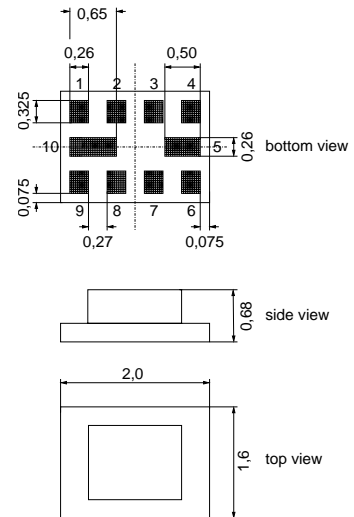
- Low-loss 2in1 RF filter for mobile telephone GSM850/900 systems, receive path
- Usable passband:
Filter 1 (GSM850): 25 MHz
Filter 2 (GSM900): 35 MHz
- Unbalanced to balanced operation of both filters
- Impedance transformation from 50 Ω to 150 Ω for both filters
- Suitable for GPRS Class 1 to 12
- Ceramic package for **Surface Mounted Technology (SMT)**

Terminals

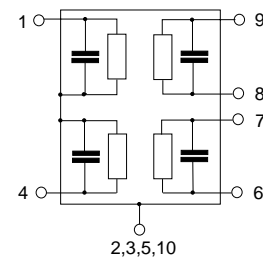
- Ni, gold-plated

Pin configuration

- 1 Input [Filter 1]
- 4 Input [Filter 2]
- 6, 7 Output, balanced [Filter 2]
- 8, 9 Output, balanced [Filter 1]
- 2, 3, 5, 10 Case ground



Dimensions in mm, approx. weight 8mg



Type	Ordering code	Marking and Package according to	Packing according to
B9302	B39941-B9302-G110	C61157-A7-A141	F61074-V8152-Z000

Electrostatic Sensitive Device (ESD)

Maximum ratings

Operable temperature range	T	- 40 / + 85	°C	Machine Model, 10 pulses
Storage temperature range	T_{stg}	- 40 / + 85	°C	
DC voltage	V_{DC}	5	V	
ESD voltage	V_{ESD}^*	100	V	
Input power at GSM850, GSM900, GSM1800, GSM1900 Tx bands:				
Filter 1 (GSM850-Rx)	P_{IN}	15	dBm	effective power in the on-state, duty cycle 4:8
Filter 2 (GSM900-Rx)	P_{IN}	15	dBm	

* - acc. to JESD22-A115A (Machine Model), 10 negative & 10 positive pulses



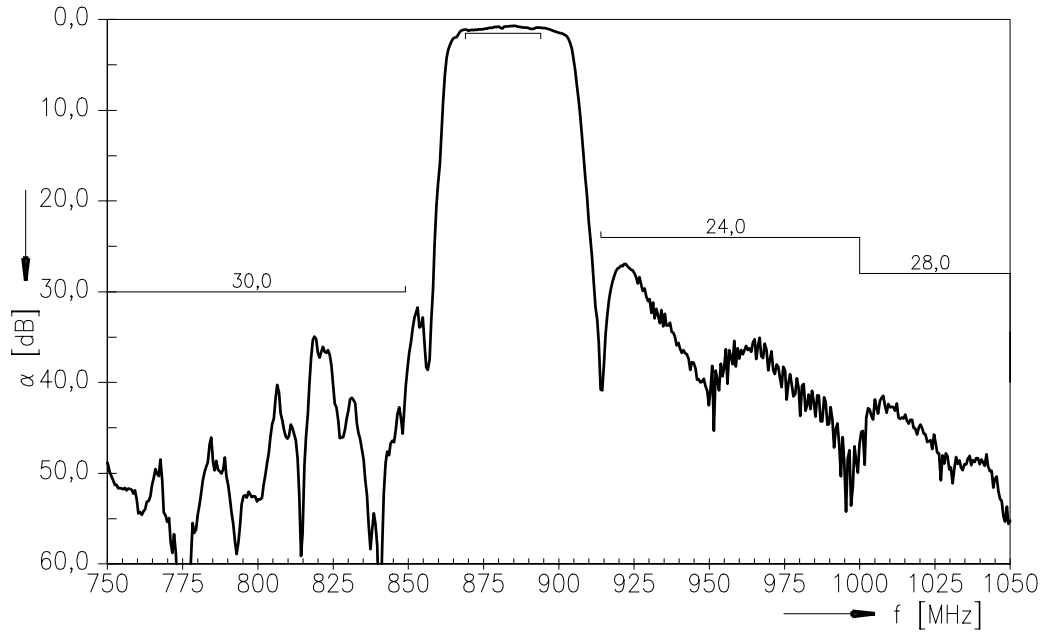
Characteristics Filter 1 (GSM850)

Operating temperature range: $T = -20$ to $+85^{\circ}\text{C}$
 Terminating source impedance: $Z_S = 50\ \Omega$ (unbalanced)
 Terminating load impedance: $Z_L = 150\ \Omega$ (balanced) || 82nH

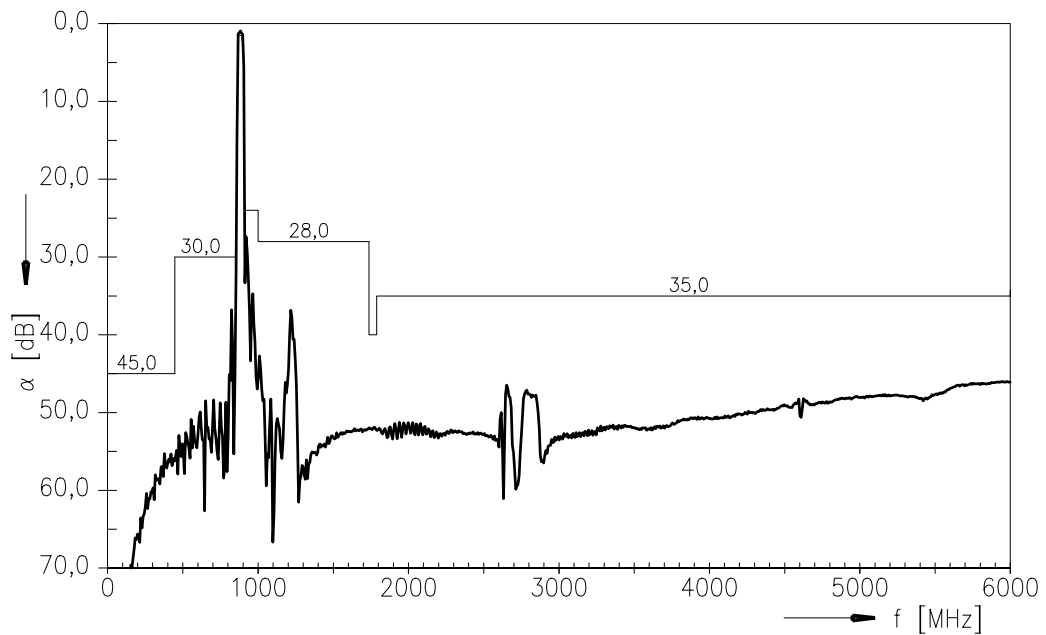
			min.	typ.	max.	
Center frequency	f_c		—	881,5	—	MHz
Maximum insertion attenuation	α_{\max}	869,0 ... 894,0 MHz	—	1,2	1,8	dB
Amplitude ripple (p-p)	$\Delta\alpha$	869,0 ... 894,0 MHz	—	0,5	1,0	dB
Input VSWR		869,0 ... 894,0 MHz	—	1,8	2,1	
Output VSWR		869,0 ... 894,0 MHz	—	1,7	2,0	
Output amplitude balance (S_{31}/S_{21})		869,0 ... 894,0 MHz	-1,0	-0,5/+0,2	1,0	dB
Output phase balance ($\phi(S_{31})-\phi(S_{21})+180^{\circ}$)		869,0 ... 894,0 MHz	-10	-3/+4	10	degree
Attenuation	α_{\min}	10,0 ... 447,0 MHz	45	55	—	dB
		447,0 ... 849,0 MHz	30	34	—	dB
		914,0 ... 1000,0 MHz	24	27	—	dB
		1000,0 ... 1738,0 MHz	28	37	—	dB
		1738,0 ... 1788,0 MHz	40	52	—	dB
		1788,0 ... 6000,0 MHz	35	46	—	dB



Transfer function Filter 1 (GSM850)



Transfer function Filter 1 (GSM850) - wideband





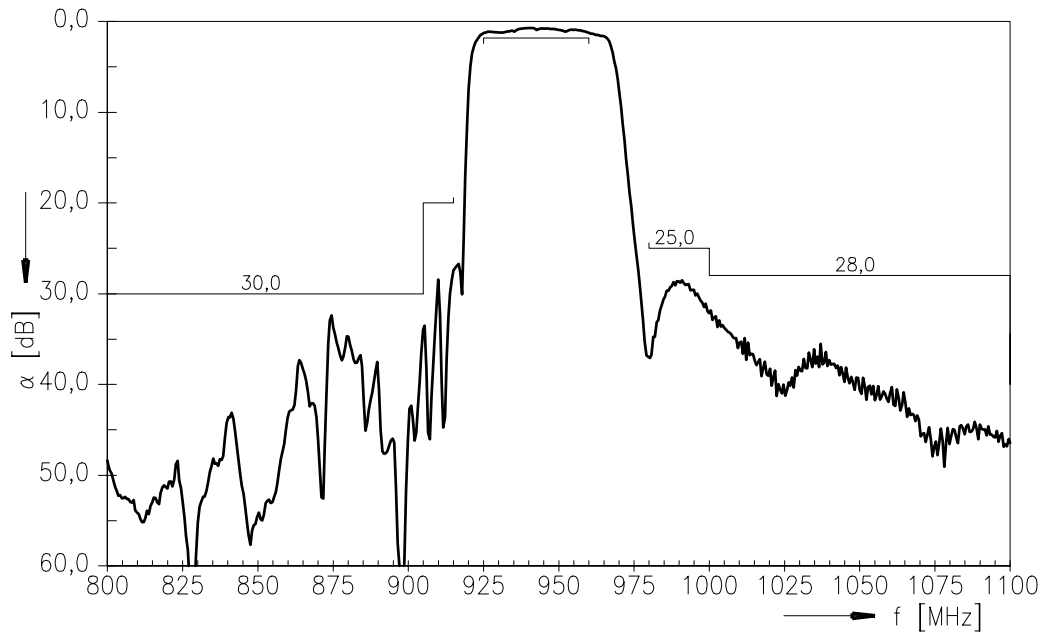
Characteristics Filter 2 (GSM900)

Operating temperature range: $T = -20$ to $+85^{\circ}\text{C}$
 Terminating source impedance: $Z_S = 50\ \Omega$ (unbalanced)
 Terminating load impedance: $Z_L = 150\ \Omega$ (balanced) || 82nH

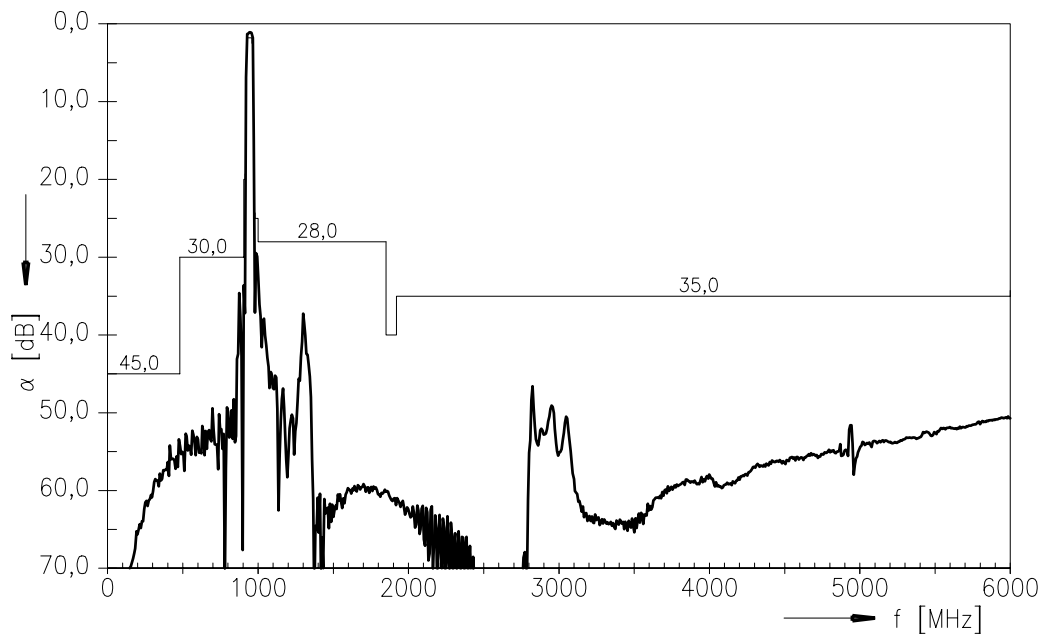
			min.	typ.	max.	
Center frequency	f_c		—	942,5	—	MHz
Maximum insertion attenuation	α_{\max}	925,0 ... 960,0 MHz	—	1,6	2,1	dB
Amplitude ripple (p-p)	$\Delta\alpha$	925,0 ... 960,0 MHz	—	0,9	1,4	dB
Input VSWR		925,0 ... 960,0 MHz	—	1,8	2,1	
Output VSWR		925,0 ... 960,0 MHz	—	1,9	2,2	
Output amplitude balance (S_{31}/S_{21})		925,0 ... 960,0 MHz	-1,1	-0,6/+0,6	1,1	dB
Output phase balance ($\phi(S_{31})-\phi(S_{21})+180^{\circ}$)		925,0 ... 960,0 MHz	-10	-2/+1	10	degree
Attenuation	α_{\min}	10,0 ... 480,0 MHz	45	54	—	dB
		480,0 ... 905,0 MHz	30	33	—	dB
		905,0 ... 915,0 MHz	20	27	—	dB
		980,0 ... 1000,0 MHz	25	28	—	dB
		1000,0 ... 1850,0 MHz	28	32	—	dB
		1850,0 ... 1920,0 MHz	40	58	—	dB
		1920,0 ... 6000,0 MHz	35	47	—	dB



Transfer function Filter 2 (GSM900)



Transfer function Filter 2 (GSM900) - wideband





SAW Components

B9302

Low-Loss Dual Band Filter for Mobile Communication

881,5 / 942,5 MHz

Data Sheet



Published by EPCOS AG

Surface Acoustic Wave Components Division, SAW MC

P.O. Box 80 17 09, 81617 Munich, GERMANY

© EPCOS AG 2005. Reproduction, publication and dissemination of this brochure and the information contained therein without EPCOS' prior express consent is prohibited.

Purchase orders are subject to the General Conditions for the Supply of Products and Services of the Electrical and Electronics Industry recommended by the ZVEI (German Electrical and Electronic Manufacturers' Association), unless otherwise agreed.

This brochure replaces the previous edition.

For questions on technology, prices and delivery please contact the Sales Offices of EPCOS AG or the international Representatives.

Due to technical requirements components may contain dangerous substances. For information on the type in question please also contact one of our Sales Offices.