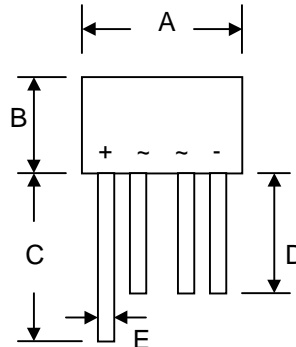


Features

- Diffused Junction
- Low Forward Voltage Drop
- High Current Capability
- High Reliability
- High Surge Current Capability
- Ideal for Printed Circuit Boards

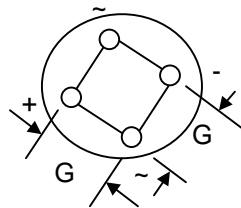


Dim	WOB	
	Min	Max
A	8.60	9.10
B	5.0	5.50
C	27.9	—
D	25.4	—
E	0.71	0.81
G	4.60	5.60

All Dimensions in mm

Mechanical Data

- Case: Molded Plastic
- Terminals: Plated Leads Solderable per MIL-STD-202, Method 208
- Polarity: As Marked on Body
- Weight: 1.1 grams (approx.)
- Mounting Position: Any
- Marking: Type Number



Maximum Ratings and Electrical Characteristics @ $T_A=25^\circ\text{C}$ unless otherwise specified

Single Phase, half wave, 60Hz, resistive or inductive load.
 For capacitive load, derate current by 20%.

Characteristic	Symbol	B40C800	B80C800	B125C800	B250C800	B380C800	B500C800	Unit
Peak Repetitive Reverse Voltage	V_{RRM}							V
Working Peak Reverse Voltage	V_{RWM}	100	200	300	600	900	1200	
DC Blocking Voltage	V_R							
Input Voltage Recommended	$V_{R(RMS)}$	40	80	125	250	380	500	V
Average Rectified Output Current (Note 1) @ $T_A = 50^\circ\text{C}$	I_O	0.8						A
Non-Repetitive Peak Forward Surge Current 8.3ms Single half sine-wave superimposed on rated load (JEDEC Method)	I_{FSM}	45						A
Forward Voltage (per element) @ $I_F = 0.8\text{A}$	V_{FM}	1.0						V
Peak Reverse Current @ $T_A = 25^\circ\text{C}$ At Rated DC Blocking Voltage @ $T_A = 100^\circ\text{C}$	I_{RM}	10 500						μA
Operating Temperature Range	T_j	-55 to +125						$^\circ\text{C}$
Storage Temperature Range	T_{STG}	-55 to +150						$^\circ\text{C}$

Note: 1. Leads maintained at ambient temperature at a distance of 9.5mm from the case.

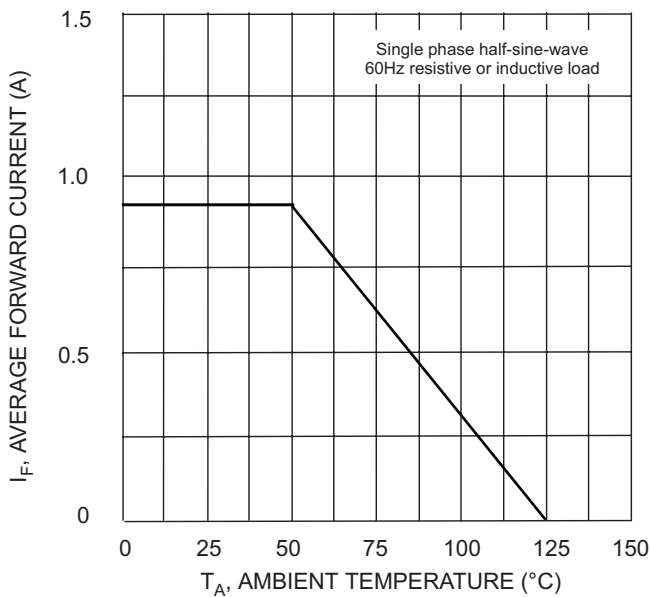


Fig. 1 Forward Current Derating Curve

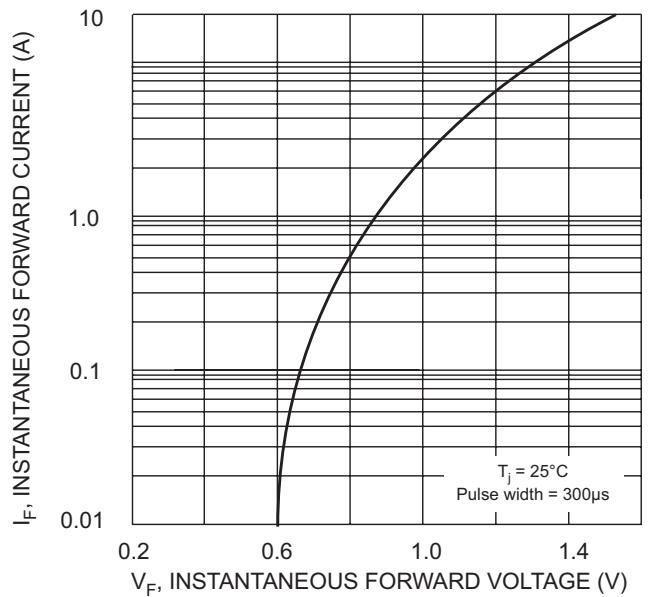


Fig. 2 Typical Forward Characteristics, per element

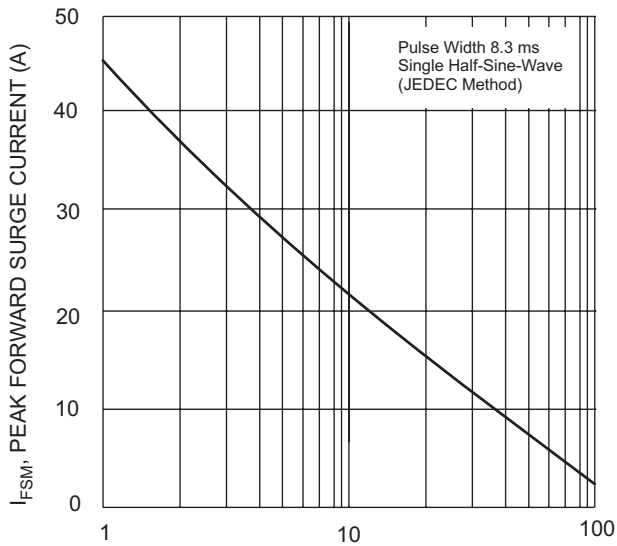


Fig. 3 Max Non-Repetitive Surge Current

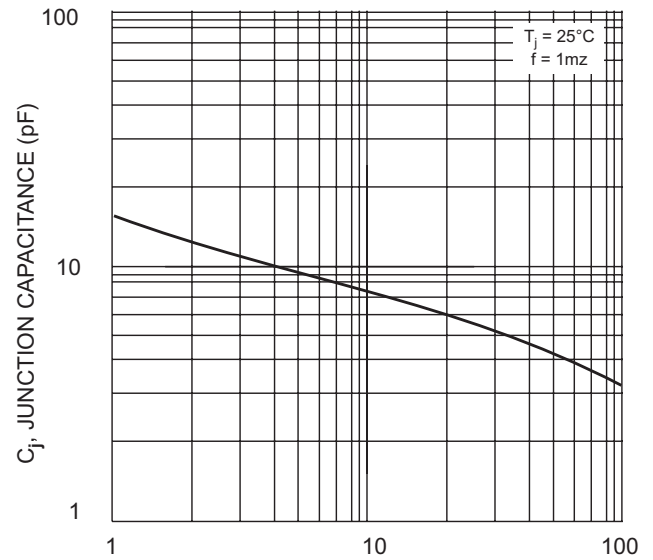


Fig. 4 Typical Junction Capacitance

ORDERING INFORMATION

Product No.	Package Type	Shipping Quantity
B40C800	Round Bridge	1000 Units/Box
B80C800	Round Bridge	1000 Units/Box
B125C800	Round Bridge	1000 Units/Box
B250C800	Round Bridge	1000 Units/Box
B380C800	Round Bridge	1000 Units/Box
B500C800	Round Bridge	1000 Units/Box

Shipping quantity given is for minimum packing quantity only. For minimum order quantity, please consult the Sales Department.

Won-Top Electronics Co., Ltd (WTE) has checked all information carefully and believes it to be correct and accurate. However, WTE cannot assume any responsibility for inaccuracies. Furthermore, this information does not give the purchaser of semiconductor devices any license under patent rights to manufacturer. WTE reserves the right to change any or all information herein without further notice.

WARNING: DO NOT USE IN LIFE SUPPORT EQUIPMENT. WTE power semiconductor products are not authorized for use as critical components in life support devices or systems without the express written approval.

Won-Top Electronics Co., Ltd.

No. 44 Yu Kang North 3rd Road, Chine Chen Dist., Kaohsiung, Taiwan

Phone: 886-7-822-5408 or 886-7-822-5410

Fax: 886-7-822-5417

Email: sales@wontop.com

Internet: <http://www.wontop.com>

We power your everyday.