

TO-92 Plastic-Encapsulate Transistors

AV3904 TRANSISTOR (NPN)

FEATURES

Power dissipation

$$P_{CM} : 0.625 \text{ W (} T_{amb}=25^{\circ}\text{C)}$$

Collector current

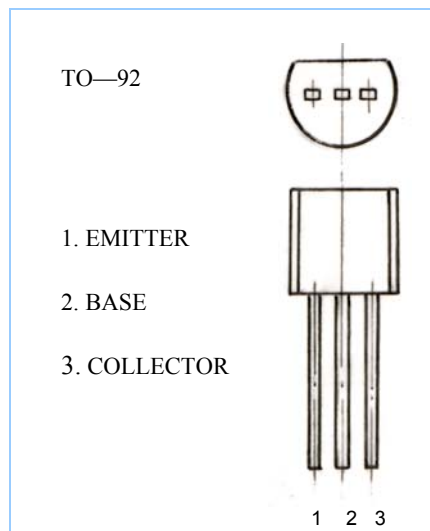
$$I_{CM} : 0.2 \text{ A}$$

Collector-base voltage

$$V_{(BR)CBO} : 60 \text{ V}$$

Operating and storage junction temperature range

$$T_J , T_{stg} : -55^{\circ}\text{C to } +150^{\circ}\text{C}$$



ELECTRICAL CHARACTERISTICS ($T_{amb}=25^{\circ}\text{C}$ unless otherwise specified)

Parameter	Symbol	Test conditions	MIN	MAX	UNIT
Collector-base breakdown voltage	$V_{(BR)CBO}$	$I_C = 100 \mu\text{A} , I_E = 0$	60		V
Collector-emitter breakdown voltage	$V_{(BR)CEO}$	$I_C = 1 \text{ mA} , I_B = 0$	40		V
Emitter-base breakdown voltage	$V_{(BR)EBO}$	$I_E = 100 \mu\text{A} , I_C = 0$	6		V
Collector cut-off current	I_{CBO}	$V_{CB} = 60 \text{ V} , I_E = 0$		0.1	μA
Collector cut-off current	I_{CEO}	$V_{CB} = 40 \text{ V} , I_B = 0$		0.1	μA
Emitter cut-off current	I_{EBO}	$V_{EB} = 5 \text{ V} , I_C = 0$		0.1	μA
DC current gain	$H_{FE(1)}$	$V_{CE} = 1 \text{ V} , I_C = 10 \text{ mA}$	100	300	
	$H_{FE(2)}$	$V_{CE} = 1 \text{ V} , I_C = 50 \text{ mA}$	60		
Collector-emitter saturation voltage	$V_{CE(sat)}$	$I_C = 50 \text{ mA} , I_B = 5 \text{ mA}$		0.4	V
Base-emitter saturation voltage	$V_{BE(sat)}$	$I_C = 50 \text{ mA} , I_B = 5 \text{ mA}$		0.95	V
Transition frequency	f_T	$V_{CE} = 20 \text{ V} , I_C = 10 \text{ mA}$ $f = 100 \text{ MHz}$	250		MHz

CLASSIFICATION OF $H_{FE(1)}$

Rank	O	Y	G
Range	100-200	200-300	300-400

TYPICAL PERFORMANCE CHARACTERISTICS

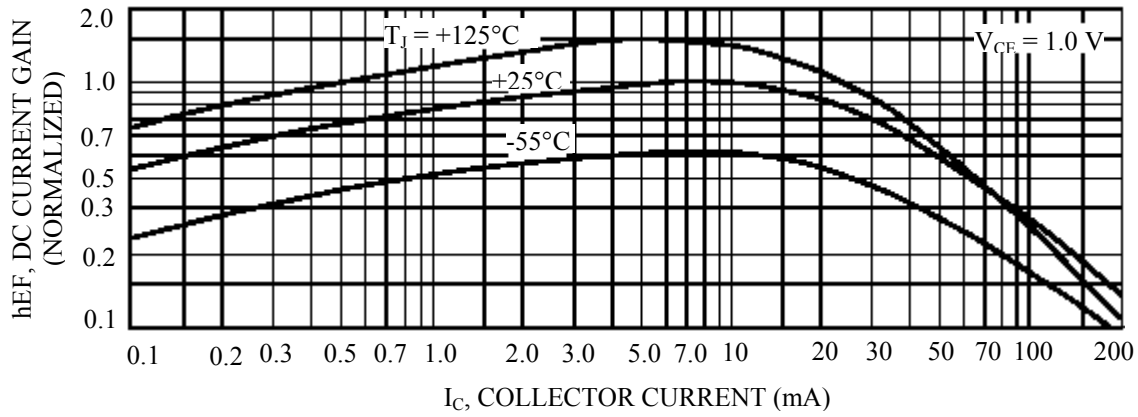


Figure 1. DC Current Gain

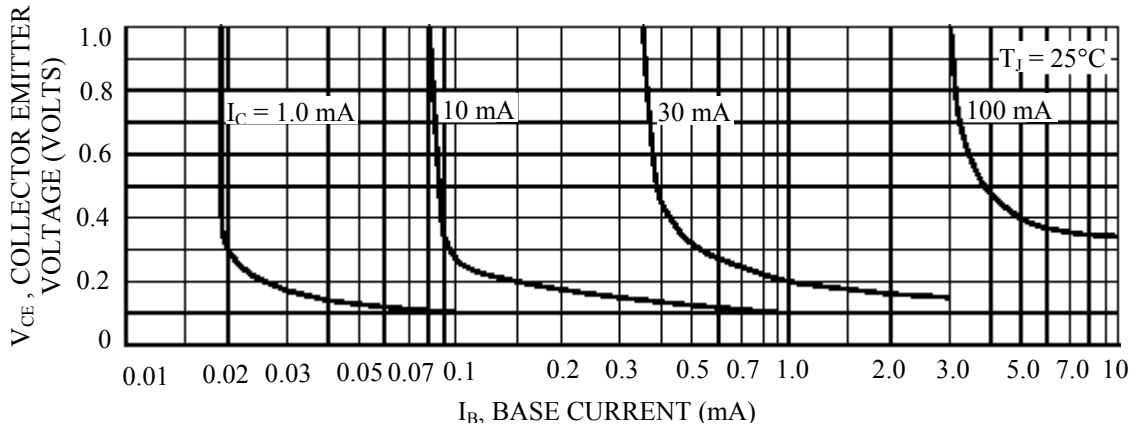


Figure 2. Collector Saturation Region

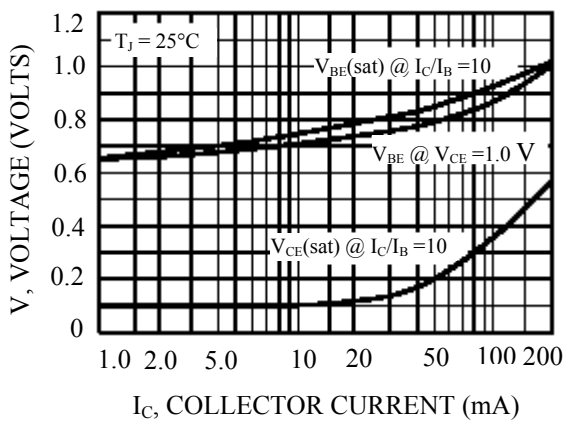


Figure 3. "ON" Voltages

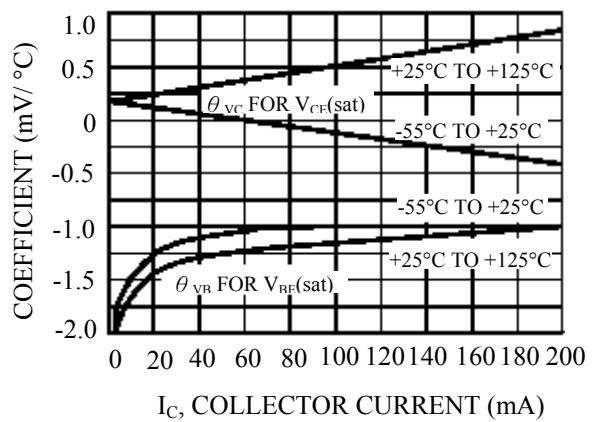


Figure 4. Temperature Coefficients