

## Cemented Wirewound Resistors



### FEATURES

- All welded construction
- Ceramic core
- Non-flammable cement coating
- Tinned copper-clad iron leads (for axial parts)
- High power dissipation in small volume
- Ideal for pulse application
- Material categorization: For definitions of compliance please see [www.vishay.com/doc?99912](http://www.vishay.com/doc?99912)



**RoHS**  
COMPLIANT  
HALOGEN  
**FREE**  
**GREEN**  
(5-2008)

### STANDARD ELECTRICAL SPECIFICATIONS

MODEL	POWER RATING $P_{40^\circ\text{C}}$ W	POWER RATING $P_{70^\circ\text{C}}$ W	LIMITING VOLTAGE $U_{\text{max}}$	RESISTANCE RANGE $\Omega$ TCR = - 10 ppm/K to - 80 ppm/K	RESISTANCE RANGE $\Omega$ TCR = 100 ppm/K to 180 ppm/K	RESISTANCE RANGE $\Omega$ TCR= $\pm$ 100 ppm/K	TOLERANCE $\pm$ %
AC01	1	0.9	$\sqrt{P \times R}$	0.10 to 33	36 to 2.4K	n/a	5
AC03 <sup>(2)</sup>	3	2.5	$\sqrt{P \times R}$	0.10 to 390	430 to 3.3K	3.6K to 5.1K	5
AC04	4	3.5	$\sqrt{P \times R}$	0.10 to 620	680 to 6.8K	n/a	5
AC05	5	4.7	$\sqrt{P \times R}$	0.10 to 910	1K to 10K	n/a	5
AC07	7	5.8	$\sqrt{P \times R}$	0.10 to 1.5K	1.6K to 15K	n/a	5
AC10	10	8.4	$\sqrt{P \times R}$	0.22 to 560	620 to 27K	n/a	5

#### Notes

- <sup>(1)</sup> Resistance value to be selected for  $\pm$  5 % from E24  
<sup>(2)</sup> AC03 WSZ:  $P_{40^\circ\text{C}} = 1.8 \text{ W}$ ;  $P_{70^\circ\text{C}} = 1.5 \text{ W}$

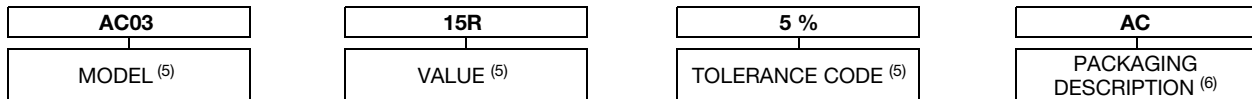
### PART NUMBER AND PRODUCT DESCRIPTION

Part Number: AC0300001509JAC00

A C 0 3 0 0 0 0 0 1 5 0 9 J A C 0 0

MODEL	VARIANT	TCR/MATERIAL	VALUE	TOLERANCE CODE	PACKAGING CODE	SPECIAL
AC01000 = AC01 AC03000 = AC03 AC04000 = AC04 AC05000 = AC05 AC07000 = AC07 AC10000 = AC10	0 = Neutral 1 = RT 2 = SWI = Special winding <sup>(3)</sup> 3 = DK SP 20 mm <sup>(4)</sup> 4 = DK LP 33 mm <sup>(4)</sup> 5 = DK LP 17.8 mm <sup>(4)</sup> 6 = NI = Non inductive <sup>(7)</sup> 7 = DK LP 25.4 mm <sup>(4)</sup> 8 = DK SP 25.4 mm Z = Value overflow (Special) C = E/K 25.4 mm <sup>(4)</sup>	0 = Standard	3 digit value 1 digit multiplier 7 = $\times 10^{-3}$ 8 = $\times 10^{-2}$ 9 = $\times 10^{-1}$ 0 = $\times 10^0$ 1 = $\times 10^1$ 2 = $\times 10^2$ 5 = $10^{-4}$	J = $\pm$ 5.0 %	(See Packaging table)	The 5 digit BV number will be encoded using a 36 character code. This code contains numbers 0...9 and letters A...Z (36 characters total) and allows to encode at least 46 655 five digit BV numbers.  00 = Standard

Product Description: AC03 15R 5 % AC



#### Notes

- <sup>(3)</sup> Special winding on request  
<sup>(4)</sup> Other dimensions and variants on request  
<sup>(5)</sup> See "Part Number and Product Description"  
<sup>(6)</sup> See "Packaging Table"  
<sup>(7)</sup> Resistance range on request

PACKAGING TABLE									
MODEL	AMMO			LOOSE			BLISTER		
	PIECES	PACK. CODE	PACK. DESC.	PIECES	PACK. CODE	PACK. DESC.	PIECES	PACK. CODE	PACK. DESC.
AC01	1000	A1	A1						
AC01 DK/EK				500	LC	LC			
AC01RT	2500	AE	AE						
AC03	500	AC	AC						
AC03 DK/EK				500	LC	LC			
AC03 WSZ							1250	BM	BM
AC04	500	AC	AC						
AC04 DK/EK				500	LC	LC			
AC05	500	AC	AC						
AC05 DK/EK				500	LC	LC			
AC07	500	AC	AC						
AC07 DK/EK				250	LB	LB			
AC10	250	AB	AB						

## DIMENSIONS



For packaging dimensions see: [www.vishay.com/doc?28721](http://www.vishay.com/doc?28721)

DIMENSIONS - Resistor types, mass and relevant physical dimensions						
MODEL	DIMENSIONS in millimeters [inches]					
	D <sub>max.</sub>	L <sub>max.</sub>	d	x <sub>max.</sub>	G	WEIGHT g PER UNIT
AC01	4.3 [0.169]	11 [0.433]	0.8 ± 0.03 [0.031 ± 0.001]	2	63 ± 1 [2.480 ± 0.039]	0.52
AC03	4.8 [0.189]	13 [0.512]		2	63 ± 1 [2.480 ± 0.039]	0.75
AC04	5.5 [0.217]	16.5 [0.650]		3	63 ± 1 [2.480 ± 0.039]	1.10
AC05	7.5 [0.295]	18 [0.709]		3	63 ± 1 [2.480 ± 0.039]	1.90
AC07	7.5 [0.295]	26 [1.024]		3	73 ± 1 [2.874 ± 0.039]	2.60
AC10	8.0 [0.315]	44 [1.732]		3	88 ± 1 [3.465 ± 0.039]	4.50

## BENDING FORMS

### KINK TYPE S = EK



TYPE	Ø d	Ø D <sub>max.</sub>	L	h ± 1	P ± 1	S <sub>max.</sub>
AC01	0.8	(1)	(1)	8	17.8	2
AC03 - AC05					25.4	
AC07					33.0	

### DOUBLE KINK SP = DK SP



TYPE	Ø d	Ø D <sub>max.</sub>	L	h ± 1	P <sub>1</sub> ± 1	P <sub>2</sub> ± 3	S <sub>max.</sub>	Ø B	c
AC01	0.8	(1)	(1)	8	19.8	17.8	2	1.0 ± 0.1	4.5 ± 1
AC03 - AC05					22.0	20.0			
AC07					27.4	25.4			
					35.0	33.0			

### DOUBLE KINK LP = DK LP

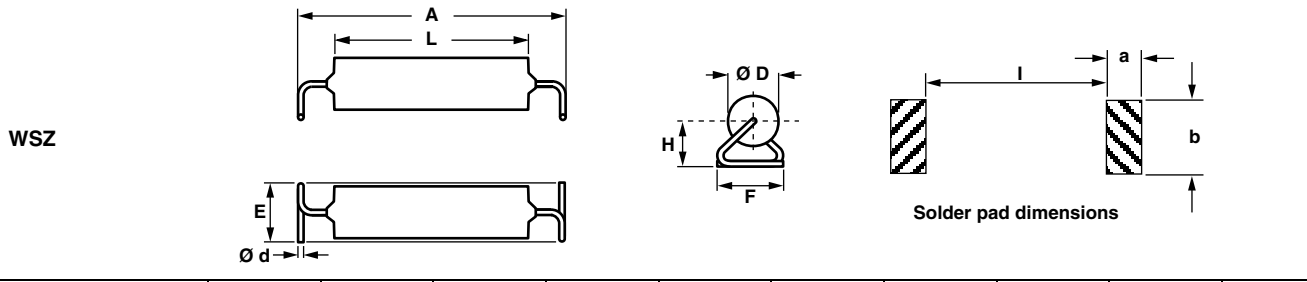


TYPE	Ø d	Ø D <sub>max.</sub>	L	h ± 1	P <sub>1</sub> ± 1	P <sub>2</sub> ± 3	S <sub>max.</sub>	Ø B	c
AC01 - AC03	0.8	(1)	(1)	8	17.8	17.8	2	1.0 ± 0.1	4.5 ± 1
AC03 - AC05					25.4	25.4			
AC07					33.0	33.0			

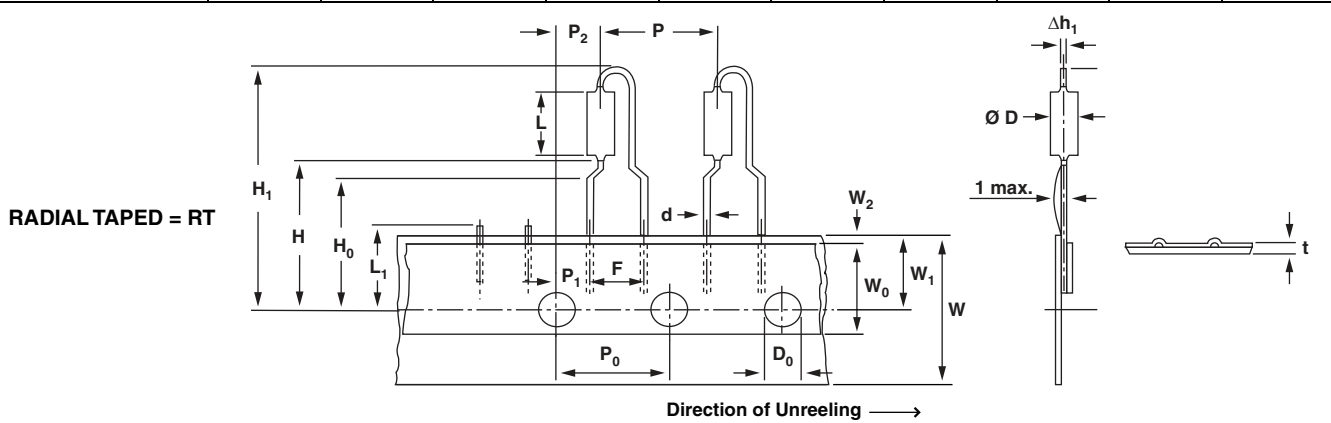
**Note**

(1) See table DIMENSIONS

## BENDING FORMS



TYPE	Ø d	Ø D <sub>max.</sub>	A	L	F	H	E	a	b	l
AC03 WSZ	0.8	(1)	17 ± 0.5	11 - 12	4.8 ± 0.5	3.6 ± 0.5	5.0 ± 0.5	2.5	5.5	14.5



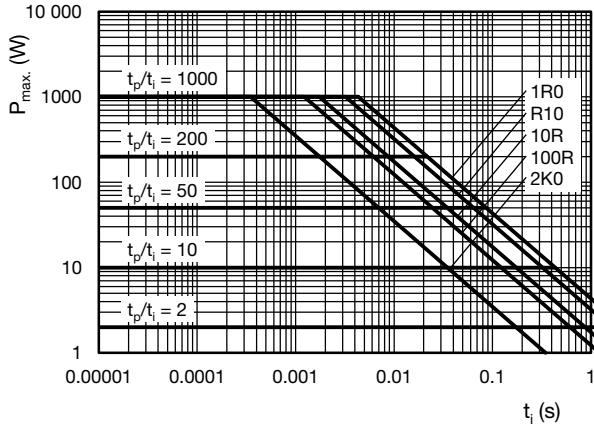
TYPE AC01		
Lead Ø	Ø d	0.8
Diameter	Ø D	(1)
Length	L	(1)
Pitch of components	P	12.7 ± 1.0
Pitch of spocket holes (2)	P <sub>0</sub>	12.7 ± 0.3
Distance between hole center and resistor center	P <sub>1</sub>	3.85 ± 0.7
Distance between hole center and lead center	P <sub>2</sub>	6.35 ± 1.0
Lead spacing	F	5.0 + 0.6, - 0.1
Angle of insertion	Δh <sub>1</sub>	2 max.
Width of carrier tape	W	18.0 ± 0.5
Width of adhesive tape	W <sub>0</sub>	12.0 ± 0.5
Position of holes	W <sub>1</sub>	9.0 ± 0.5
Position of adhesive tape	W <sub>2</sub>	0.5 max.
Body to hole center	H	19.5 ± 1.0
Lead crimp to hole center (3)	H <sub>0</sub>	16.0 ± 0.5
Hole Ø	D <sub>0</sub>	4.0 ± 0.2
Thickness of tape (4)	t	0.9 max.
Height for cutting	L <sub>1</sub>	11 max.
Height for insertion	H <sub>1</sub>	32 max.

### Notes

- (1) See table DIMENSIONS
- (2) Test over 10 holes - 9 intervals P<sub>0</sub> 12.7 x 9 = 114.3 ± 0.5
- (3) Parallelism, < 0.5 mm
- (4) Thickness of carrier tape: 0.55 mm ± 0.1



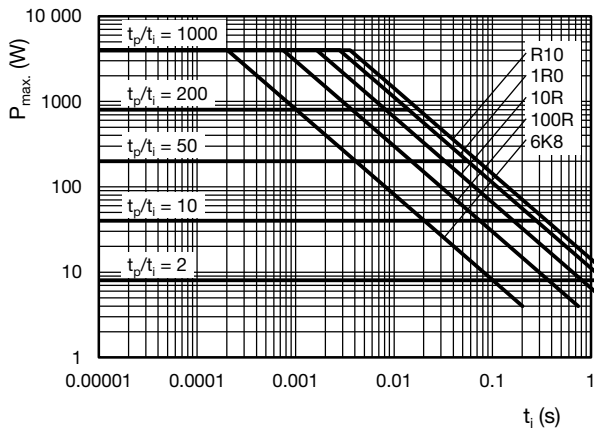
PULSE DIAGRAMS



AC01 Pulse on a regular basis; maximum permissible peak pulse power ( $\hat{P}_{max.}$ ) as a function of pulse duration ( $t_i$ )



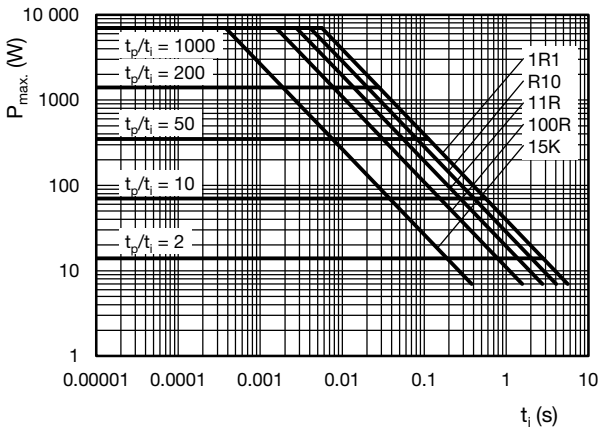
AC03 Pulse on a regular basis; maximum permissible peak pulse power ( $\hat{P}_{max.}$ ) as a function of pulse duration ( $t_i$ )



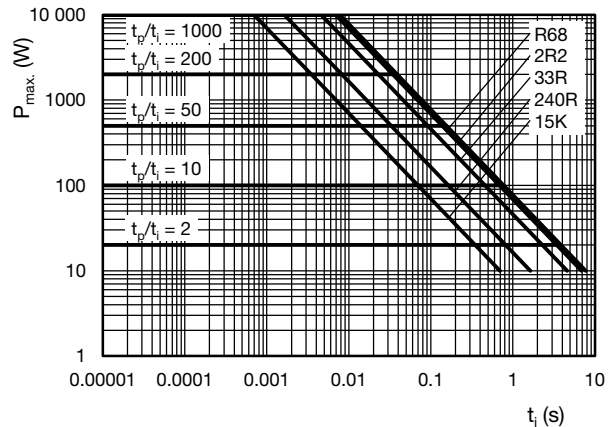
AC04 Pulse on a regular basis; maximum permissible peak pulse power ( $\hat{P}_{max.}$ ) as a function of pulse duration ( $t_i$ )



AC05 Pulse on a regular basis; maximum permissible peak pulse power ( $\hat{P}_{max.}$ ) as a function of pulse duration ( $t_i$ )



AC07 Pulse on a regular basis; maximum permissible peak pulse power ( $\hat{P}_{max.}$ ) as a function of pulse duration ( $t_i$ )



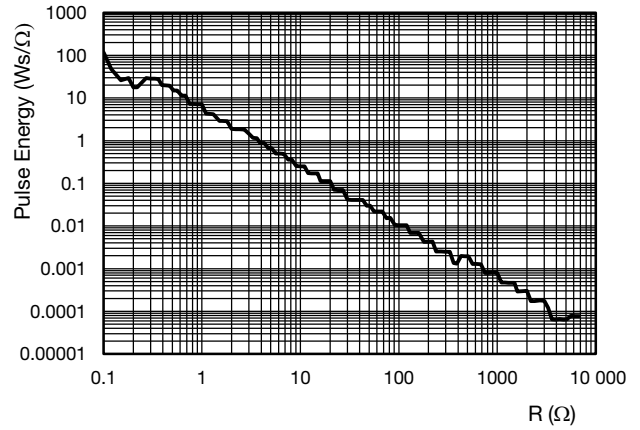
AC10 Pulse on a regular basis; maximum permissible peak pulse power ( $\hat{P}_{max.}$ ) as a function of pulse duration ( $t_i$ )



**PULSE DIAGRAMS**



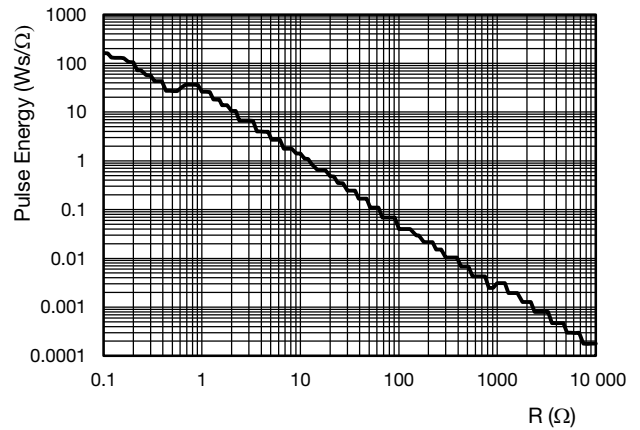
**AC01** Pulse capability; E (Ws) as a function of R (Ω)



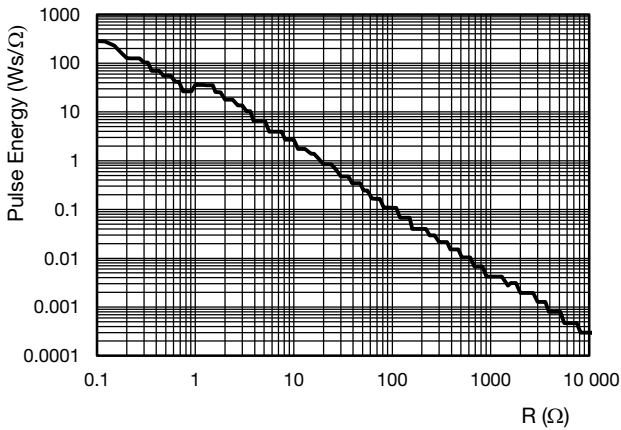
**AC03** Pulse capability; E (Ws) as a function of R (Ω)



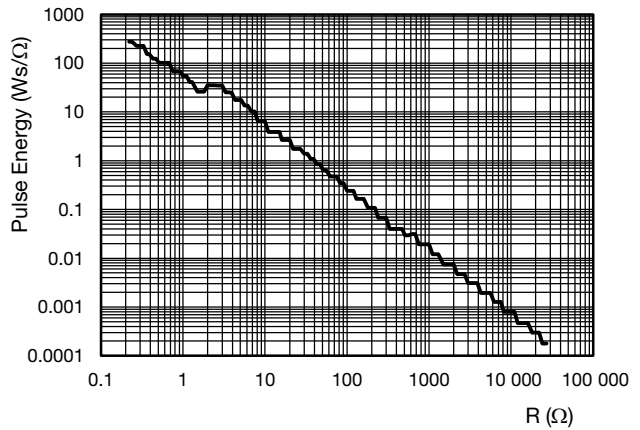
**AC04** Pulse capability; E (Ws) as a function of R (Ω)



**AC05** Pulse capability; E (Ws) as a function of R (Ω)



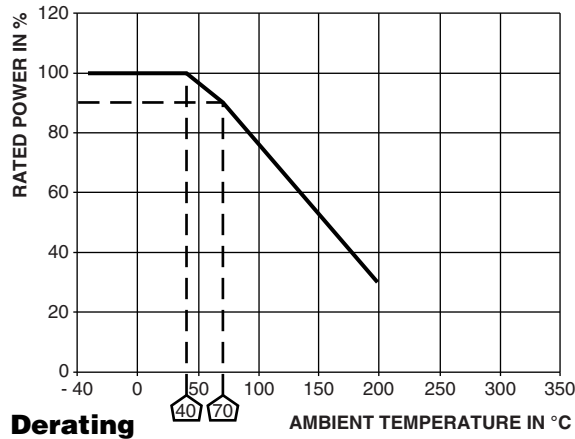
**AC07** Pulse capability; E (Ws) as a function of R (Ω)



**AC10** Pulse capability; E (Ws) as a function of R (Ω)



**FUNCTIONAL PERFORMANCE**



PERFORMANCE	
TEST	PERMISSIBLE CHANGE
Climatic Category (LCT/UCT/Days)	40/200/56
Climatic Sequence, IEC 60115-1, 4.23	$\Delta R = \pm (1 \% R + 0.05 \Omega)$
Damp Heat, Steady State, IEC 60115-1, 4.24 (40 ± 2) °C, 56 days, (93 ± 3) % RH	$\Delta R = \pm (5 \% R + 0.1 \Omega)$
Endurance at room temperature (116 % P70), 1000 h, IEC 60115-1, 4.25.2	$\Delta R = \pm (5 \% R + 0.1 \Omega)$
Endurance at UCT, 200 °C (30 % P70), 1000 h, IEC 60115-1, 4.25.3	$\Delta R = \pm (5 \% R + 0.1 \Omega)$
Resistance to Soldering Heat, IEC 60115-1, 4.18 (260 ± 5) °C, (10 ± 1) s	$\Delta R = \pm (0.5 \% R + 0.05 \Omega)$
Robustness of Termination, IEC 60115-1, 4.16 10N	$\Delta R = \pm (0.5 \% R + 0.05 \Omega)$
Short Time Overload, IEC 60115-1, 4.13 10 x Rated Power for 5 s	$\Delta R = \pm (2 \% R + 0.1 \Omega)$



**HISTORICAL 12NC INFORMATION**

- The resistors had a 12-digit ordering code starting with 23.
- The subsequent 7 digits indicated the resistor type, specification and packaging.
- The remaining 3 digits indicated the resistance value:
  - The first 2 digits indicated the resistance value.
  - The last digit indicated the resistance decade in accordance with resistance decade table.

**Resistance Decade**

RESISTANCE DECADE	LAST DIGIT
0.1 Ω to 0.91 Ω	7
1 Ω to 9.1 Ω	8
10 Ω to 91 Ω	9
100 Ω to 910 Ω	1
1 kΩ to 9.1 kΩ	2
10 kΩ to 56 kΩ	3

**12NC Example**

The 12NC code of an AC01 resistor, value 47 Ω supplied in ammpack of 1000 units was: 2306 328 33479.

<b>HISTORICAL 12NC - Resistor type and packaging</b>				
TYPE	23.. ... ..			
	BANDOLIER IN AMMOPACK			
	RADIAL	STRAIGHT LEADS		
	2500 units	250 units	500 units	1000 units
AC01	06 328 90... <sup>(2)</sup>	-	-	06 328 33...
AC03 <sup>(1)</sup>	-	-	22 329 03...	-
AC04 <sup>(1)</sup>	-	-	22 329 04...	-
AC05 <sup>(1)</sup>	-	-	22 329 05...	-
AC07 <sup>(1)</sup>	-	-	22 329 07...	-
AC10	-	-	-	-

**Notes**

- <sup>(1)</sup> Products with bent leads and bulk packaging (100 pieces) are available on request
- <sup>(2)</sup> Radial parts with tin plated copper leads





## **Disclaimer**

ALL PRODUCT, PRODUCT SPECIFICATIONS AND DATA ARE SUBJECT TO CHANGE WITHOUT NOTICE TO IMPROVE RELIABILITY, FUNCTION OR DESIGN OR OTHERWISE.

Vishay Intertechnology, Inc., its affiliates, agents, and employees, and all persons acting on its or their behalf (collectively, "Vishay"), disclaim any and all liability for any errors, inaccuracies or incompleteness contained in any datasheet or in any other disclosure relating to any product.

Vishay makes no warranty, representation or guarantee regarding the suitability of the products for any particular purpose or the continuing production of any product. To the maximum extent permitted by applicable law, Vishay disclaims (i) any and all liability arising out of the application or use of any product, (ii) any and all liability, including without limitation special, consequential or incidental damages, and (iii) any and all implied warranties, including warranties of fitness for particular purpose, non-infringement and merchantability.

Statements regarding the suitability of products for certain types of applications are based on Vishay's knowledge of typical requirements that are often placed on Vishay products in generic applications. Such statements are not binding statements about the suitability of products for a particular application. It is the customer's responsibility to validate that a particular product with the properties described in the product specification is suitable for use in a particular application. Parameters provided in datasheets and / or specifications may vary in different applications and performance may vary over time. All operating parameters, including typical parameters, must be validated for each customer application by the customer's technical experts. Product specifications do not expand or otherwise modify Vishay's terms and conditions of purchase, including but not limited to the warranty expressed therein.

Except as expressly indicated in writing, Vishay products are not designed for use in medical, life-saving, or life-sustaining applications or for any other application in which the failure of the Vishay product could result in personal injury or death. Customers using or selling Vishay products not expressly indicated for use in such applications do so at their own risk. Please contact authorized Vishay personnel to obtain written terms and conditions regarding products designed for such applications.

No license, express or implied, by estoppel or otherwise, to any intellectual property rights is granted by this document or by any conduct of Vishay. Product names and markings noted herein may be trademarks of their respective owners.

# Mouser Electronics

Authorized Distributor

Click to View Pricing, Inventory, Delivery & Lifecycle Information:

## Vishay:

[AC01000001000JA100](#) [ACCESSORY75-135A](#) [AC05000001007JAC00](#) [AC03000001007JAC00](#)  
[AC05000005009JAC00](#) [AC03000003007JAC00](#) [AC05000003307JAC00](#) [AC03000001507JAC00](#)  
[AC03000003307JAC00](#) [AC03000007507JAC00](#) [AC05000001809JAC00](#) [AC05000002709JAC00](#)  
[AC05000002009JAC00](#) [AC01000001507JA100](#) [ACCPOTECB303404310](#) [AC03000005609JAC00](#)  
[AC05000004707JAC00](#) [AC01000002400JA100](#) [AC01W5R100J](#) [AC03000001008JAC00](#) [ACCTS601-1056](#)  
[AC05000006200JAC00](#) [AC05000004708JAC00](#) [AC01000007507JA100](#) [AC01000002709JA100](#)  
[AC01000002001JA100](#) [AC01000005000JA100](#) [AC03000001809JAC00](#) [AC05000001008JAC00](#)  
[AC05000004709JAC00](#) [AC05000006201JAC00](#) [AC05000008200JAC00](#) [AC01000001007JA100](#)  
[AC01000001501JA100](#) [AC01000002409JA100](#) [AC01000003309JA100](#) [AC01000003008JA100](#)  
[AC03000002407JAC00](#) [AC03000004707JAC00](#) [AC03000002209JAC00](#) [AC03000003900JAC00](#)  
[AC03000005608JAC00](#) [AC05000002700JAC00](#) [AC05000003008JAC00](#) [AC05000004309JAC00](#)  
[AC05000007501JAC00](#) [AC01000001307JA100](#) [AC01000002009JA100](#) [AC01000002008JA100](#)  
[AC01000003909JA100](#) [AC01000006200JA100](#) [AC03000002709JAC00](#) [AC03000003309JAC00](#)  
[AC03000003909JAC00](#) [AC03000003301JAC00](#) [AC03000004300JAC00](#) [AC03000004700JAC00](#)  
[AC03000006200JAC00](#) [AC03000007508JAC00](#) [AC05000005007JAC00](#) [AC05000001009JAC00](#)  
[AC05000001209JAC00](#) [AC05000002209JAC00](#) [AC05000002001JAC00](#) [AC05000002008JAC00](#)  
[AC05000003909JAC00](#) [AC05000006800JAC00](#) [AC01000001008JA100](#) [AC01000004309JA100](#)  
[AC01000004709JA100](#) [AC03000002009JAC00](#) [AC03000003908JAC00](#) [AC03000004709JAC00](#)  
[AC03000005000JAC00](#) [AC05000001500JAC00](#) [AC05000001509JAC00](#) [AC05000001800JAC00](#)  
[AC05000002201JAC00](#) [AC05000003000JAC00](#) [AC05000004700JAC00](#) [AC05000007509JAC00](#)  
[AC01000005007JA100](#) [AC01000002000JA100](#) [AC01000002700JA100](#) [AC01000007508JA100](#)  
[AC03000001001JAC00](#) [AC03000004301JAC00](#) [AC05000001201JAC00](#) [AC05000001501JAC00](#)  
[AC05000003900JAC00](#) [AC05000005000JAC00](#) [AC05000005601JAC00](#) [AC01000003307JA100](#)  
[AC01000001508JA100](#) [AC03000001509JAC00](#) [AC03000001801JAC00](#) [AC03000002400JAC00](#)  
[AC03000003300JAC00](#) [AC03000006809JAC00](#) [AC05000001801JAC00](#)