

## Disconnect terminal block - UT 6-T/SP - 3072815

Please be informed that the data shown in this PDF Document is generated from our Online Catalog. Please find the complete data in the user's documentation. Our General Terms of Use for Downloads are valid (<http://phoenixcontact.com/download>)



Disconnect terminal block, Connection method: Screw connection, Cross section: 0.2 mm<sup>2</sup> - 10 mm<sup>2</sup>, AWG: 24 - 8, Width: 8.2 mm, Mounting type: NS 35/7,5, NS 35/15, NS 32, Color: gray



### Key Commercial Data

Packing unit	1 STK
Minimum order quantity	50 STK
Weight per Piece (excluding packing)	32.800 g
Custom tariff number	85369010
Country of origin	China

### Technical data

#### Environmental Product Compliance

China RoHS	Hazardous substances above threshold values;
	Environmentally Friendly Use Period = 50;
	For details go to tab "Downloads", Category "Manufacturer's declaration"

#### General

Number of levels	1
Number of connections	2
Nominal cross section	6 mm <sup>2</sup>
Color	gray
Insulating material	PA
Flammability rating according to UL 94	V0
Rated surge voltage	8 kV
Degree of pollution	3
Overvoltage category	III

# Disconnect terminal block - UT 6-T/SP - 3072815

## Technical data

### General

Insulating material group	I
Connection in acc. with standard	IEC 60947-7-1
Nominal current $I_N$	41 A
Maximum load current	50 A (with 10 mm <sup>2</sup> conductor cross section)
Nominal voltage $U_N$	1000 V (The accessories used may reduce the voltage.)
Open side panel	Yes
Shock protection test specification	DIN EN 50274 (VDE 0660-514):2002-11
Back of the hand protection	guaranteed
Finger protection	guaranteed
Result of surge voltage test	Test passed
Surge voltage test setpoint	9.8 kV
Result of power-frequency withstand voltage test	Test passed
Power frequency withstand voltage setpoint	2.2 kV
Result of the test for mechanical stability of terminal points (5 x conductor connection)	Test passed
Result of bending test	Test passed
Bending test rotation speed	10 rpm
Bending test turns	135
Bending test conductor cross section/weight	0.2 mm <sup>2</sup> / 0.2 kg
	6 mm <sup>2</sup> / 1.4 kg
	10 mm <sup>2</sup> / 2 kg
Tensile test result	Test passed
Conductor cross section tensile test	0.2 mm <sup>2</sup>
Tractive force setpoint	10 N
Conductor cross section tensile test	6 mm <sup>2</sup>
Tractive force setpoint	80 N
Conductor cross section tensile test	10 mm <sup>2</sup>
Tractive force setpoint	90 N
Result of tight fit on support	Test passed
Tight fit on carrier	NS 32/NS 35
Setpoint	5 N
Result of voltage-drop test	Test passed
Requirements, voltage drop	≤ 6,4 mV
Temperature-rise test	Test passed
Short circuit stability result	Test passed
Conductor cross section short circuit testing	6 mm <sup>2</sup>
Short-time current	0.72 kA

# Disconnect terminal block - UT 6-T/SP - 3072815

## Technical data

### General

Conductor cross section short circuit testing	10 mm <sup>2</sup>
Short-time current	1.2 kA
Result of thermal test	Test passed
Proof of thermal characteristics (needle flame) effective duration	30 s
Oscillation, broadband noise test result	Test passed
Test specification, oscillation, broadband noise	DIN EN 50155 (VDE 0115-200):2008-03
Test spectrum	Service life test category 2, bogie mounted
Test frequency	f <sub>1</sub> = 5 Hz to f <sub>2</sub> = 250 Hz
ASD level	6.12 (m/s <sup>2</sup> ) <sup>2</sup> /Hz
Acceleration	3.12 g
Test duration per axis	5 h
Test directions	X-, Y- and Z-axis
Shock test result	Test passed
Test specification, shock test	DIN EN 50155 (VDE 0115-200):2008-03
Shock form	Half-sine
Acceleration	30g
Shock duration	18 ms
Number of shocks per direction	3
Test directions	X-, Y- and Z-axis (pos. and neg.)
Relative insulation material temperature index (Elec., UL 746 B)	130 °C
Temperature index of insulation material (DIN EN 60216-1 (VDE 0304-21))	130 °C
Static insulating material application in cold	-60 °C
Behavior in fire for rail vehicles (DIN 5510-2)	Test passed
Flame test method (DIN EN 60695-11-10)	V0
Oxygen index (DIN EN ISO 4589-2)	>32 %
NF F16-101, NF F10-102 Class I	2
NF F16-101, NF F10-102 Class F	2
Surface flammability NFPA 130 (ASTM E 162)	passed
Specific optical density of smoke NFPA 130 (ASTM E 662)	passed
Smoke gas toxicity NFPA 130 (SMP 800C)	passed
Calorimetric heat release NFPA 130 (ASTM E 1354)	28 MJ/kg
Fire protection for rail vehicles (DIN EN 45545-2) R22	HL 1 - HL 3
Fire protection for rail vehicles (DIN EN 45545-2) R23	HL 1 - HL 3
	HL 1 - HL 3
Fire protection for rail vehicles (DIN EN 45545-2) R26	HL 1 - HL 3

### Dimensions

# Disconnect terminal block - UT 6-T/SP - 3072815

## Technical data

### Dimensions

Length	105.2 mm
Width	8.2 mm
Height NS 35/7,5	53 mm
Height NS 35/15	60.5 mm
Height NS 32	58 mm

### Connection data

Note	Terminal point
Conductor cross section solid min.	0.2 mm <sup>2</sup>
Conductor cross section solid max.	10 mm <sup>2</sup>
Conductor cross section flexible min.	0.2 mm <sup>2</sup>
Conductor cross section flexible max.	10 mm <sup>2</sup>
Conductor cross section AWG min.	24
Conductor cross section AWG max.	8
Conductor cross section flexible, with ferrule without plastic sleeve min.	0.25 mm <sup>2</sup>
Conductor cross section flexible, with ferrule without plastic sleeve max.	6 mm <sup>2</sup>
Conductor cross section flexible, with ferrule with plastic sleeve min.	0.25 mm <sup>2</sup>
Conductor cross section flexible, with ferrule with plastic sleeve max.	6 mm <sup>2</sup>
2 conductors with same cross section, solid min.	0.2 mm <sup>2</sup>
2 conductors with same cross section, solid max.	2.5 mm <sup>2</sup>
2 conductors with same cross section, stranded min.	0.2 mm <sup>2</sup>
2 conductors with same cross section, stranded max.	2.5 mm <sup>2</sup>
2 conductors with same cross section, stranded, ferrules without plastic sleeve, min.	0.25 mm <sup>2</sup>
2 conductors with same cross section, stranded, ferrules without plastic sleeve, max.	1.5 mm <sup>2</sup>
Connection method	Screw connection
Stripping length	12 mm
Screw thread	M4
Tightening torque, min	1.5 Nm
Tightening torque max	1.8 Nm

### Standards and Regulations

Connection in acc. with standard	IEC 60947-7-1
Flammability rating according to UL 94	V0

## Drawings

# Disconnect terminal block - UT 6-T/SP - 3072815

Circuit diagram



## Classifications

eCl@ss

eCl@ss 4.0	27141117
eCl@ss 4.1	27141117
eCl@ss 5.0	27141126
eCl@ss 5.1	27141126
eCl@ss 6.0	27141126
eCl@ss 7.0	27141126
eCl@ss 8.0	27141126
eCl@ss 9.0	27141126

ETIM

ETIM 3.0	EC000902
ETIM 4.0	EC000902
ETIM 5.0	EC000902

UNSPSC

UNSPSC 6.01	30211811
UNSPSC 7.0901	39121410
UNSPSC 11	39121410
UNSPSC 12.01	39121410
UNSPSC 13.2	39121410

## Approvals

Approvals

---

Approvals

UL Recognized / cUL Recognized / KEMA-KEUR / IECCE CB Scheme / cULus Recognized

---


Ex Approvals

---


Approval details

# Disconnect terminal block - UT 6-T/SP - 3072815


## Approvals

UL Recognized  <http://database.ul.com/cgi-bin/XYV/template/LISEXT/1FRAME/index.htm> FILE E 60425


	B	C
mm <sup>2</sup> /AWG/kcmil	20-8	20-8
Nominal current IN	50 A	50 A
Nominal voltage UN	600 V	600 V


cUL Recognized  <http://database.ul.com/cgi-bin/XYV/template/LISEXT/1FRAME/index.htm> FILE E 60425

	B	C
mm <sup>2</sup> /AWG/kcmil	20-8	20-8
Nominal current IN	50 A	50 A
Nominal voltage UN	600 V	600 V

KEMA-KEUR  <http://www.dekra-certification.com> 2183170.01

mm <sup>2</sup> /AWG/kcmil	0.2-10
Nominal current IN	41 A
Nominal voltage UN	1000 V

IECEE CB Scheme  <http://www.iecee.org/> NL-37547

cULus Recognized  <http://database.ul.com/cgi-bin/XYV/template/LISEXT/1FRAME/index.htm>

## Accessories

- Accessories
- Cover profile

## Disconnect terminal block - UT 6-T/SP - 3072815

### Accessories

Cover profile - AP-ME METER - 3034361



Cover profile, for covering terminal strips, snapped onto APT-ME cover profile carrier or APH-ME end bracket. A cover profile carrier should be positioned at the ends and at intervals of around 40 cm. Length supplied: 1 m

---

Covering hood - AH-ME - 3240265



Cover, for the contact- and dust-protected encapsulation of the components

---

Cover profile carrier

Cover profile carrier - APH-ME - 3034374



Cover profile carrier, for mounting on NS 35/7,5 DIN rail, for fixing the AP-ME cover profile, can be sealed as an option

---

Cover profile carrier - APT-ME - 3034358



Cover profile carrier for mounting on NS 35/7.5 DIN rail for attaching the cover profile AP-ME

---

DIN rail

DIN rail perforated - NS 32 PERF 2000MM - 1201002



G-profile DIN rail, material: Steel, perforated, height 15 mm, width 32 mm, length 2 m

## Disconnect terminal block - UT 6-T/SP - 3072815

### Accessories

---

DIN rail, unperforated - NS 32 UNPERF 2000MM - 1201015



G-profile DIN rail, material: Steel, unperforated, height 15 mm, width 32 mm, length 2 m

---

DIN rail perforated - NS 35/ 7,5 PERF 2000MM - 0801733



DIN rail, material: steel galvanized and passivated with a thick layer, perforated, height 7.5 mm, width 35 mm, length: 2000 mm

---

DIN rail, unperforated - NS 35/ 7,5 UNPERF 2000MM - 0801681



DIN rail, material: Steel, unperforated, height 7.5 mm, width 35 mm, length: 2 m

---

DIN rail perforated - NS 35/ 7,5 WH PERF 2000MM - 1204119



DIN rail 35 mm (NS 35)

---

DIN rail - NS 35/ 7,5 WH UNPERF 2000MM - 1204122



DIN rail 35 mm (NS 35)

---



## Disconnect terminal block - UT 6-T/SP - 3072815

### Accessories

DIN rail, unperforated - NS 35/ 7,5 AL UNPERF 2000MM - 0801704



DIN rail, unperforated, Width: 35 mm, Height: 7.5 mm, Length: 2000 mm, Color: silver

---

DIN rail perforated - NS 35/ 7,5 ZN PERF 2000MM - 1206421



DIN rail, material: Galvanized, perforated, height 7.5 mm, width 35 mm, length: 2 m

---

DIN rail, unperforated - NS 35/ 7,5 ZN UNPERF 2000MM - 1206434



DIN rail, material: Galvanized, unperforated, height 7.5 mm, width 35 mm, length: 2 m

---

DIN rail, unperforated - NS 35/ 7,5 CU UNPERF 2000MM - 0801762



DIN rail, material: Copper, unperforated, height 7.5 mm, width 35 mm, length: 2 m

---

End cap - NS 35/ 7,5 CAP - 1206560



DIN rail end piece, for DIN rail NS 35/7.5

---

## Disconnect terminal block - UT 6-T/SP - 3072815

### Accessories

DIN rail perforated - NS 35/15 PERF 2000MM - 1201730



DIN rail, material: steel galvanized and passivated with a thick layer, perforated, height 15 mm, width 35 mm, length: 2000 mm

---

DIN rail, unperforated - NS 35/15 UNPERF 2000MM - 1201714



DIN rail, material: Steel, unperforated, height 15 mm, width 35 mm, length: 2 m

---

DIN rail perforated - NS 35/15 WH PERF 2000MM - 0806602



DIN rail 35 mm (NS 35)

---

DIN rail - NS 35/15 WH UNPERF 2000MM - 1204135



DIN rail 35 mm (NS 35)

---

DIN rail, unperforated - NS 35/15 AL UNPERF 2000MM - 1201756



DIN rail, deep drawn, high profile, unperforated, 1.5 mm thick, material: aluminum, height 15 mm, width 35 mm, length 2000 mm

---

## Disconnect terminal block - UT 6-T/SP - 3072815

### Accessories

DIN rail perforated - NS 35/15 ZN PERF 2000MM - 1206599



DIN rail, material: Galvanized, perforated, height 15 mm, width 35 mm, length: 2 m

---

DIN rail, unperforated - NS 35/15 ZN UNPERF 2000MM - 1206586



DIN rail, material: Galvanized, unperforated, height 15 mm, width 35 mm, length: 2 m

---

DIN rail, unperforated - NS 35/15 CU UNPERF 2000MM - 1201895



DIN rail, material: Copper, unperforated, 1.5 mm thick, height 15 mm, width 35 mm, length: 2 m

---

End cap - NS 35/15 CAP - 1206573



DIN rail end piece, for DIN rail NS 35/15

---

End block

End clamp - E/UK - 1201442



End clamp, Width: 9.5 mm, Height: 35.3 mm, Length: 50.5 mm, Color: gray

---

## Disconnect terminal block - UT 6-T/SP - 3072815

### Accessories

End clamp - E/UK 1 - 1201413



End clamps, for supporting the ends of double-level and three-level terminal blocks, width: 10 mm, color: gray

---

End cover

End cover - D-UT 6-T/SP - 3072816



End cover, Length: 105.2 mm, Width: 2.2 mm, Height: 48.3 mm, Color: gray

---

Insulating sleeve

Insulating sleeve - MPS-IH WH - 0201663



Insulating sleeve, Color: white

---

Insulating sleeve - MPS-IH RD - 0201676



Insulating sleeve, Color: red

---

Insulating sleeve - MPS-IH BU - 0201689



Insulating sleeve, Color: blue

## Disconnect terminal block - UT 6-T/SP - 3072815

### Accessories

---

Insulating sleeve - MPS-IH YE - 0201692



Insulating sleeve, Color: yellow

---

Insulating sleeve - MPS-IH GN - 0201702



Insulating sleeve, Color: green

---

Insulating sleeve - MPS-IH GY - 0201728



Insulating sleeve, Color: gray

---

Insulating sleeve - MPS-IH BK - 0201731



Insulating sleeve, Color: black

---

### Jumper

Plug-in bridge - FBS 2-8 - 3030284



Plug-in bridge, Pitch: 8.2 mm, Length: 29.6 mm, Width: 14.7 mm, Number of positions: 2, Color: red

---

## Disconnect terminal block - UT 6-T/SP - 3072815

### Accessories

Plug-in bridge - FBS 3-8 - 3030297



Plug-in bridge, Pitch: 8.2 mm, Number of positions: 3, Color: red

---

Plug-in bridge - FBS 4-8 - 3030307



Plug-in bridge, Pitch: 8.2 mm, Number of positions: 4, Color: red

---

Plug-in bridge - FBS 5-8 - 3030310



Plug-in bridge, Pitch: 8.2 mm, Number of positions: 5, Color: red

---

Plug-in bridge - FBS 6-8 - 3032470



Plug-in bridge, Pitch: 8.2 mm, Number of positions: 6, Color: red

---

Plug-in bridge - FBS 10-8 - 3030323



Plug-in bridge, Pitch: 8.2 mm, Number of positions: 10, Color: red

---

## Disconnect terminal block - UT 6-T/SP - 3072815

### Accessories

Plug-in bridge - FBS 1/3-8 - 3032363



Plug-in bridge, Pitch: 8.2 mm, Number of positions: 3, Pin assignment: 1,3, Color: red

---

Plug-in bridge - FBS 1/4-8 - 3032376



Plug-in bridge, Pitch: 8.2 mm, Number of positions: 4, Pin assignment: 1, 4, Color: red

---

Plug-in bridge - FBS 1/5-8 - 3032381



Plug-in bridge, Pitch: 8.2 mm, Number of positions: 5, Pin assignment: 1,5, Color: red

---

Plug-in bridge - FBS 1/3/5-8 - 3032389



Plug-in bridge, Pitch: 8.2 mm, Number of positions: 5, Pin assignment: 1,3,5, Color: red

---

Plug-in bridge - FBS 1/4/7/10-8 - 3032402



Plug-in bridge, Pitch: 8.2 mm, Number of positions: 10, Pin assignment: 1,4,7,10, Color: red

---

## Disconnect terminal block - UT 6-T/SP - 3072815

### Accessories

Plug-in bridge - FBS 1/3/5/7-8 - 3030396



Plug-in bridge, Pitch: 8.2 mm, Number of positions: 7, Pin assignment: 1, 3, 5, 7, Color: red

---

Plug-in bridge - FBS 1/2/4-8 - 3032377



Plug-in bridge, Pitch: 8.2 mm, Number of positions: 3, Pin assignment: 1,2,4, Color: red

---

Plug-in bridge - FBSR 2-8 - 3033808



Plug-in bridge, Pitch: 8.2 mm, Number of positions: 2, Color: red

---

Plug-in bridge - FBSR 3-8 - 3001597



Plug-in bridge, Pitch: 8.2 mm, Number of positions: 3, Color: red

---

Plug-in bridge - FBSR 4-8 - 3000585



Plug-in bridge, Pitch: 8.2 mm, Number of positions: 4, Color: red

---



## Disconnect terminal block - UT 6-T/SP - 3072815

### Accessories

Plug-in bridge - FBSR 5-8 - 3033809



Plug-in bridge, Pitch: 8.2 mm, Number of positions: 5, Color: red

---

Plug-in bridge - FBSR 10-8 - 3001599



Plug-in bridge, Pitch: 8.2 mm, Number of positions: 10, Color: red

---

Plug-in bridge - FBSR 16-8 - 3033816



Plug-in bridge, Pitch: 8.2 mm, Number of positions: 16, Color: red

---

Plug-in bridge - FBSR 1/6/11/14-8 - 3033822



Plug-in bridge, non-adjacent, Pitch: 8.2 mm, Number of positions: 16, Pin assignment: 1, 6, 11, 14, Color: red

---

Plug-in bridge - FBSR 1/6/11/16-8 - 3033820



Plug-in bridge, non-adjacent, Pitch: 8.2 mm, Number of positions: 16, Pin assignment: 1, 6, 11, 16, Color: red

---

## Disconnect terminal block - UT 6-T/SP - 3072815

### Accessories

Plug-in bridge - FBSR 1/7/13/16-8 - 3033821



Plug-in bridge, non-adjacent, Pitch: 8.2 mm, Number of positions: 16, Pin assignment: 1, 7, 13, 16, Color: red

---

Plug-in bridge - FBS 2-8 CT - 3033830



Plug-in bridge, Pitch: 8.2 mm, Length: 29.6 mm, Width: 14.7 mm, Number of positions: 2, Color: orange

---

Plug-in bridge - FBS 3-8 CT - 3033831



Plug-in bridge, Pitch: 8.2 mm, Number of positions: 3, Color: orange

---

Plug-in bridge - FBS 4-8 CT - 3033832



Plug-in bridge, Pitch: 8.2 mm, Number of positions: 4, Color: orange

---

Plug-in bridge - FBS 10-8 CT - 3033833



Plug-in bridge, Pitch: 8.2 mm, Number of positions: 10, Color: orange

---

Labeled terminal marker

## Disconnect terminal block - UT 6-T/SP - 3072815

### Accessories

#### Zack marker strip - ZB 8 CUS - 0825011



Zack marker strip, can be ordered: Strip, white, labeled according to customer specifications, Mounting type: Snap into tall marker groove, for terminal block width: 8.2 mm, Lettering field: 10.5 x 8.15 mm

---

#### Marker for terminal blocks - UC-TM 8 CUS - 0824597



Marker for terminal blocks, can be ordered: by sheet, white, labeled according to customer specifications, Mounting type: Snap into tall marker groove, for terminal block width: 8.2 mm, Lettering field: 7.6 x 10.5 mm

---

#### Marker for terminal blocks - UCT-TM 8 CUS - 0829616



Marker for terminal blocks, can be ordered: by sheet, white, labeled according to customer specifications, Mounting type: Snap into tall marker groove, for terminal block width: 8.2 mm, Lettering field: 7.6 x 10.5 mm

---

#### Zack marker strip - ZB 8,LGS:FORTL.ZAHLEN - 1052015



Zack marker strip, Strip, white, labeled, can be labeled with: Plotter, Printed horizontally: Consecutive numbers 1 - 10, 11 - 20, etc. up to 491 - 500, Mounting type: Snap into tall marker groove, for terminal block width: 8.2 mm, Lettering field: 10.5 x 8.15 mm

---

#### Zack marker strip - ZB 8,QR:FORTL.ZAHLEN - 1052028



Zack marker strip, Strip, white, labeled, can be labeled with: Plotter, Printed vertically: Consecutive numbers 1 - 10, 11 - 20, etc. up to 91 - 100, Mounting type: Snap into tall marker groove, for terminal block width: 8.2 mm, Lettering field: 10.5 x 8.15 mm

## Disconnect terminal block - UT 6-T/SP - 3072815

### Accessories

Marker for terminal blocks - ZB 8,LGS:L1-N,PE - 1052413



Marker for terminal blocks, Strip, white, labeled, can be labeled with: Plotter, Horizontal: L1, L2, L3, N, PE, L1, L2, L3, N, PE, Mounting type: Snap into tall marker groove, for terminal block width: 8.2 mm, Lettering field: 10.5 x 8.15 mm

---

### Partition plate

Separating plate - TS-UT 6-T/SP - 3072821



Separating plate, Length: 105.2 mm, Width: 1 mm, Height: 67.5 mm, Color: gray

---

Spacer plate - DP PS-8 - 3036741



Spacer plate, Length: 22.4 mm, Width: 8.2 mm, Height: 29 mm, Number of positions: 1, Color: red

---

### Screw bridge

Fixed bridge - SCBI 10-8,15 - 3245134



Fixed bridge, Pitch: 8.2 mm, Number of positions: 10, Color: silver

---

Fixed bridge - SCBI 10-8,15 ISO - 3000417



Fixed bridge, Pitch: 8.2 mm, Number of positions: 10, Color: silver

## Disconnect terminal block - UT 6-T/SP - 3072815

### Accessories

---

#### Screwdriver tools

Screwdriver - SZS 1,0X4,0 VDE - 1205066



Screwdriver, slot-headed, VDE insulated, size: 1.0 x 4.0 x 100 mm, 2-component grip, with non-slip grip

---

Screwdriver - SF-SL 0,8X4,0-100 S-VDE - 1212588



Actuation tool, for ST terminal blocks, VDE insulated, with slimmer insulation integrated in the blade, also suitable for use as a bladed screwdriver, size: 0.8 x 4.0 x 100 mm, 2-component grip, with non-slip grip

---

#### Short-circuit connector

Short-circuit connector - KSS 8 - 0311540



Short-circuit connector, Pitch: 8 mm, Number of positions: 2, Color: black

---

Short-circuit connector - KSS 4- 8 - 0309549



Short-circuit connector, Pitch: 8 mm, Number of positions: 4, Color: black

---

## Disconnect terminal block - UT 6-T/SP - 3072815

### Accessories

Short-circuit connector - FBSRH 2-8 - 3033802



Short-circuit connector, Pitch: 8.2 mm, Number of positions: 2, Color: red

---

Short-circuit connector - FBSRH 3-8 - 3033803



Short-circuit connector, Pitch: 8.2 mm, Number of positions: 3, Color: red

---

Short-circuit connector - FBSRH 4-8 - 3033804



Short-circuit connector, Pitch: 8.2 mm, Number of positions: 4, Color: red

---

### Switching jumper

Switching jumper - SB-MER 2-8 - 3000587



Switching jumper, Pitch: 8.2 mm, Length: 24.7 mm, Width: 16.4 mm, Number of positions: 2, Color: gray/orange

---

Switching jumper - SB-MER 3-8 - 3000588



Switching jumper, Pitch: 8.2 mm, Length: 24.7 mm, Width: 24.6 mm, Number of positions: 3, Color: gray/orange

---

## Disconnect terminal block - UT 6-T/SP - 3072815

### Accessories

Switching jumper - SB-MER 4-8 - 3000589



Switching jumper, Pitch: 8.2 mm, Length: 24.7 mm, Width: 32.8 mm, Number of positions: 4, Color: gray/orange

---

Switching jumper - SB 6-T 2-8 - 3075842



Switching jumper, Pitch: 8 mm, Number of positions: 2, Color: orange

---

Switching jumper - SB 6-T 3-8 - 3075843



Switching jumper, Pitch: 8 mm, Number of positions: 3, Color: orange

---

Switching jumper - SB 6-T 4-8 - 3075844



Switching jumper, Pitch: 8 mm, Number of positions: 4, Color: orange

---

Switching jumper - SBP-TB 6-T 2-8 - 3070321



Switching jumper, Pitch: 8.2 mm, Number of positions: 2, Color: orange

---

## Disconnect terminal block - UT 6-T/SP - 3072815

### Accessories

Switching jumper - SBP-TB 6-T 3-8 - 3070322



Switching jumper, Pitch: 8.2 mm, Number of positions: 3, Color: orange

---

Switching jumper - SBP-TB 6-T 4-8 - 3070323



Switching jumper, Pitch: 8.2 mm, Number of positions: 4, Color: orange

---

### Switching lock

Switching lock - SL-SB - 3035761



Switching lock, for additional locking of short-circuit switching elements in current transformer measuring circuits, Length: 16.3 mm, Width: 12.5 mm, Height: 13.6 mm, Color: white

---

### Terminal marking

Zack marker strip - ZB 8:UNBEDRUCKT - 1052002



Zack marker strip, Strip, white, unlabeled, can be labeled with: Plotter, Mounting type: Snap into tall marker groove, for terminal block width: 8.2 mm, Lettering field: 10.5 x 8.15 mm

---

Marker for terminal blocks - UC-TM 8 - 0818072



Marker for terminal blocks, Sheet, white, unlabeled, can be labeled with: BLUEMARK CLED, BLUEMARK LED, Plotter, Mounting type: Snap into tall marker groove, for terminal block width: 8.2 mm, Lettering field: 7.6 x 10.5 mm



## Disconnect terminal block - UT 6-T/SP - 3072815

### Accessories

---

#### Marker for terminal blocks - UCT-TM 8 - 0828740



Marker for terminal blocks, Sheet, white, unlabeled, can be labeled with: THERMOMARK CARD, BLUEMARK CLED, BLUEMARK LED, TOPMARK LASER, THERMOMARK PRIME, Mounting type: Snap into tall marker groove, for terminal block width: 8.2 mm, Lettering field: 7.6 x 10.5 mm

---

#### Test plug terminal block

##### Test plugs - MPS-MT/ 4MM - 3048577



Test plugs, Color: silver

---

##### Test plugs - PS-8 - 3031005



Test plugs, Color: red

---

##### Test plugs - PS-8/2,3MM RD - 3048564



Test plugs, Color: red

---

#### Test socket

## Disconnect terminal block - UT 6-T/SP - 3072815

### Accessories

Female test connector - TPS 3/20/5 - 3246586



Female test connector, Color: silver

---

Test adapter - PAI-4-FIX BU - 3032729



4 mm test adapter, for terminal blocks with 8.2 mm pitch

---

Test adapter - PAI-4-FIX OG - 3034455



4 mm test adapter, for terminal blocks with 8.2 mm pitch

---

Test adapter - PAI-4-FIX YE - 3032745



4 mm test adapter, for terminal blocks with 8.2 mm pitch

---

Test adapter - PAI-4-FIX RD - 3032732



4 mm test adapter, for terminal blocks with 8.2 mm pitch

---

## Disconnect terminal block - UT 6-T/SP - 3072815

### Accessories

Test adapter - PAI-4-FIX GN - 3032758



4 mm test adapter, for terminal blocks with 8.2 mm pitch

---

Test adapter - PAI-4-FIX BK - 3032774



4 mm test adapter, for terminal blocks with 8.2 mm pitch

---

Test adapter - PAI-4-FIX GY - 3032790



4 mm test adapter, for terminal blocks with 8.2 mm pitch

---

Test adapter - PAI-4-FIX VT - 3032761



4 mm test adapter, for terminal blocks with 8.2 mm pitch

---

Test adapter - PAI-4-FIX BN - 3032787



4 mm test adapter, for terminal blocks with 8.2 mm pitch

---

## Disconnect terminal block - UT 6-T/SP - 3072815

### Accessories

Test adapter - PAI-4-FIX WH - 3032797



4 mm test adapter, for terminal blocks with 8.2 mm pitch

---

Test adapter - PAIS-4-FIX GY - 3032791



Test adapter, Color: gray

---

Test adapter - PAIS-4-FIX BK - 3032792



Test adapter, Color: black

---

Test adapter - PAIS-4-FIX RD - 3032793



Test adapter, Color: red

---

Test adapter - PAIS-4-FIX BU - 3032798



Test adapter, Color: blue

---

## Disconnect terminal block - UT 6-T/SP - 3072815

### Accessories

Test adapter - PAIS-4-FIX YE - 3032799



Test adapter, Color: yellow

---

Test adapter - PAIS-4-FIX GN - 3032801



Test adapter, Color: green

---

Test adapter - PAIS-4-FIX VT - 3032802



Test adapter, Color: violet

---

Female test connector - PSBJ 6-T GY - 3070316



Female test connector, Color: gray

---

Female test connector - PSBJ 6-T BN - 3070317



Female test connector, Color: brown

---

## Disconnect terminal block - UT 6-T/SP - 3072815

### Accessories

Female test connector - PSBJ 6-T BK - 3070318



Female test connector, Color: black

---

Female test connector - PSBJ 6-T RD - 3070319



Female test connector, Color: red

---

Female test connector - PSBJ 6-T OG - 3070320



Female test connector, Color: orange

---

Female test connector - PSBJ 6-T WH - 3070324



Female test connector, Color: white

---

Female test connector - PSBJ 6-T YE - 3070326



Female test connector, Color: yellow

---

## Disconnect terminal block - UT 6-T/SP - 3072815

### Accessories

Female test connector - PSBJ 6-T GN - 3070327



Female test connector, Color: green

---

Female test connector - PSBJ 6-T VT - 3070328



Female test connector, Color: violet

---

Female test connector - PSBJ 6-T BU - 3070329



Female test connector, Color: blue

---

---