

TOSHIBA TRANSISTOR SILICON NPN EPITAXIAL TYPE

2SC4200

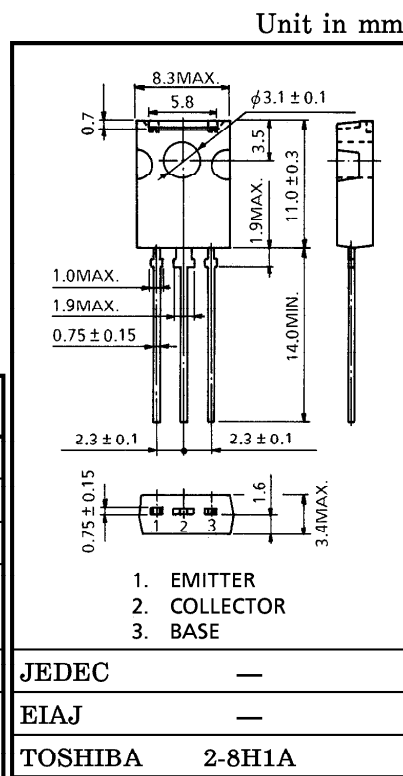
VIDEO DRIVER FOR SUPER HIGH RESOLUTION DISPLAY

HIGH SPEED SWITCHING APPLICATIONS

- High Transition Frequency : $f_T = 2.5\text{GHz}$ (Typ.)
- Low Reverse Transfer Capacitance : $C_{re} = 3.0\text{pF}$ (Typ.)
- High Current Capability.
- Collector Metal is (Fin) is Fully Covered with Mold Resin.

MAXIMUM RATINGS ($T_a = 25^\circ\text{C}$)

CHARACTERISTIC		SYMBOL	RATING	UNIT
Collector-Base Voltage		V_{CBO}	20	V
Collector-Emitter Voltage		V_{CEO}	18	V
Emitter-Base Voltage		V_{EBO}	3	V
Collector Current	DC	I_C	0.6	A
	Peak	I_{CP}	1.0	
Base Current		I_B	0.3	A
Collector Power Dissipation	$T_c = 25^\circ\text{C}$	P_C	5	W
	$T_a = 25^\circ\text{C}$		1.5	
Junction Temperature		T_j	150	$^\circ\text{C}$
Storage Temperature		T_{stg}	-55~150	$^\circ\text{C}$



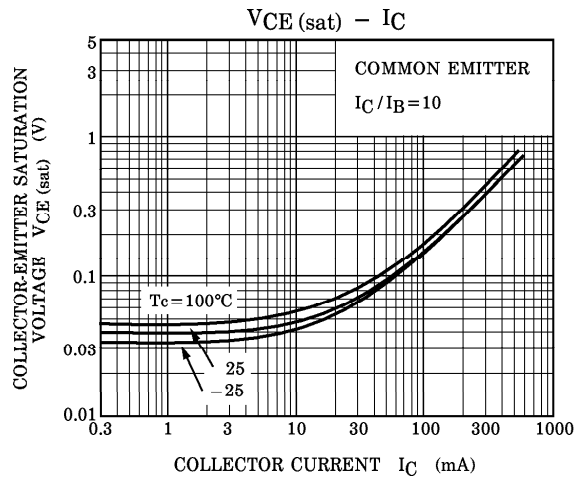
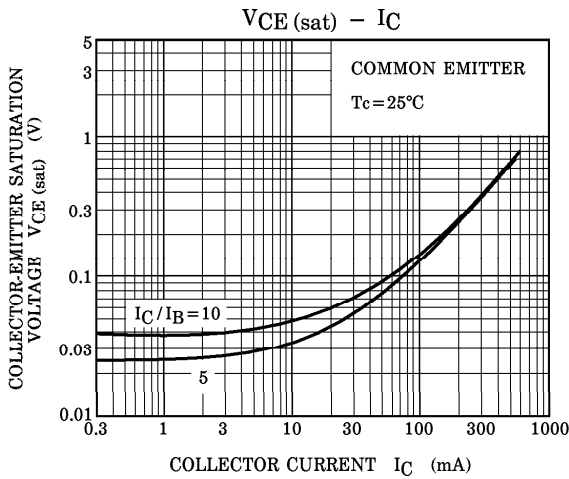
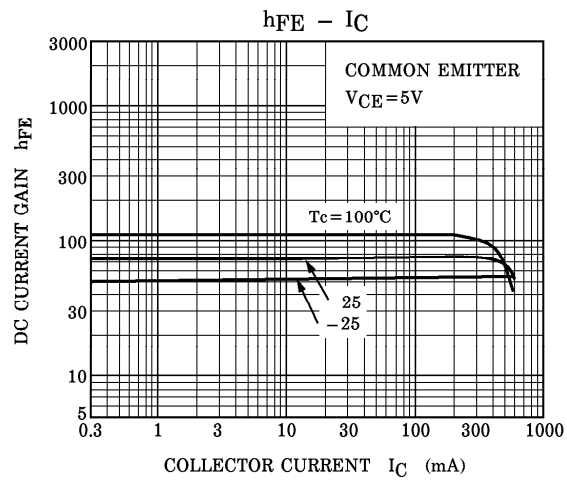
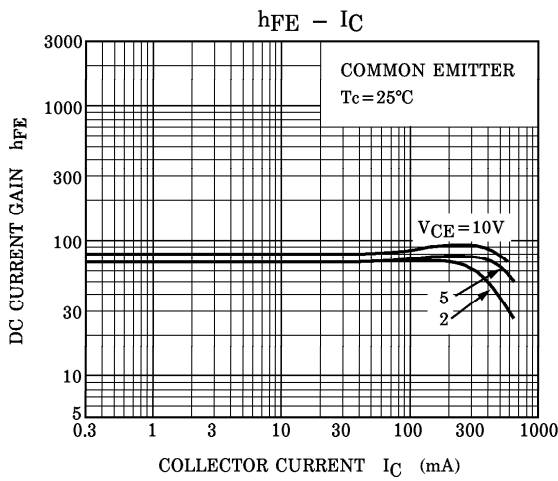
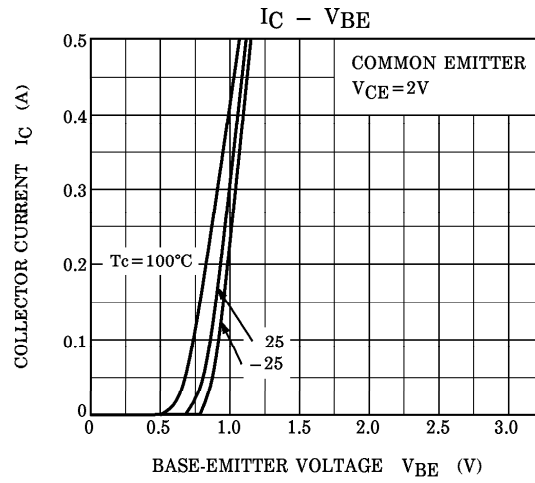
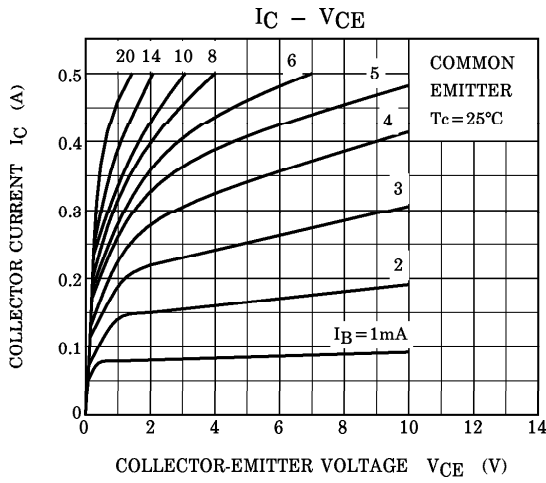
Weight : 0.82g (Typ.)

ELECTRICAL CHARACTERISTICS ($T_a = 25^\circ\text{C}$)

CHARACTERISTIC	SYMBOL	TEST CONDITION	MIN.	TYP.	MAX.	UNIT
Collector Cut-off Current	I_{CBO}	$V_{CB} = 20\text{V}, I_E = 0$	—	—	1.0	μA
Emitter Cut-off Current	I_{EBO}	$V_{EB} = 2\text{V}, I_C = 0$	—	—	100	μA
Collector-Emitter Breakdown Voltage	$V_{(BR)CEO}$	$I_C = 1\text{mA}, I_B = 0$	18	—	—	V
DC Current Gain	$h_{FE}(1)$	$V_{CE} = 10\text{V}, I_C = 50\text{mA}$	40	—	200	
	$h_{FE}(2)$	$V_{CE} = 10\text{V}, I_C = 200\text{mA}$	20	—	—	
Collector-Emitter Saturation Voltage	$V_{CE(sat)}$	$I_C = 100\text{mA}, I_B = 10\text{mA}$	—	—	1.5	V
Base-Emitter Saturation Voltage	$V_{BE(sat)}$	$I_C = 100\text{mA}, I_B = 10\text{mA}$	—	—	1.5	V
Transition Frequency	f_T	$V_{CE} = 10\text{V}, I_C = 200\text{mA}$	—	2.5	—	GHz
Reverse Transfer Capacitance	C_{re}	$V_{CB} = 10\text{V}, f = 1\text{MHz}$	—	3.0	5.0	pF

961001EAA2

● TOSHIBA is continually working to improve the quality and the reliability of its products. Nevertheless, semiconductor devices in general can malfunction or fail due to their inherent electrical sensitivity and vulnerability to physical stress. It is the responsibility of the buyer, when utilizing TOSHIBA products, to observe standards of safety, and to avoid situations in which a malfunction or failure of a TOSHIBA product could cause loss of human life, bodily injury or damage to property. In developing your designs, please ensure that TOSHIBA products are used within specified operating ranges as set forth in the most recent products specifications. Also, please keep in mind the precautions and conditions set forth in the TOSHIBA Semiconductor Reliability Handbook.



961001EAA2'

● The information contained herein is presented only as a guide for the applications of our products. No responsibility is assumed by TOSHIBA CORPORATION for any infringements of intellectual property or other rights of the third parties which may result from its use. No license is granted by implication or otherwise under any intellectual property or other rights of TOSHIBA CORPORATION or others.
 ● The information contained herein is subject to change without notice.

