

RoHS Compliant Product

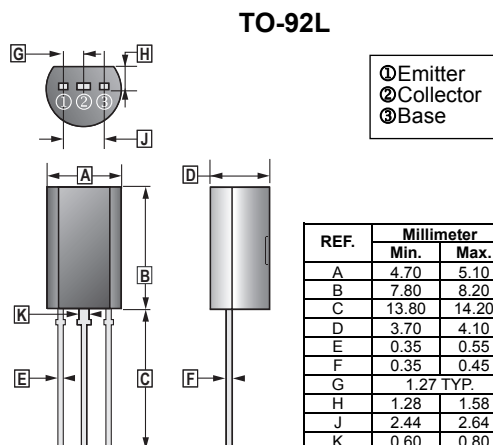
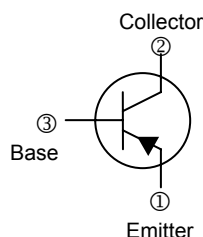
A suffix of "-C" specifies halogen & lead-free

FEATURE

- Power dissipation P_{CM} : 0.9 W ($T_{amb}=25^{\circ}C$)
- Collector current I_{CM} : -1 A
- Collector-base voltage $V_{(BR)CBO}$: -60 V
- Operating and storage junction temperature range
 T_J, T_{STG} : $-55^{\circ}C$ to $+150^{\circ}C$

PACKAGING INFORMATION

Weight: 0.3900 g (Approximate)



ELECTRICAL CHARACTERISTICS (at $T_A = 25^{\circ}C$ unless otherwise specified)

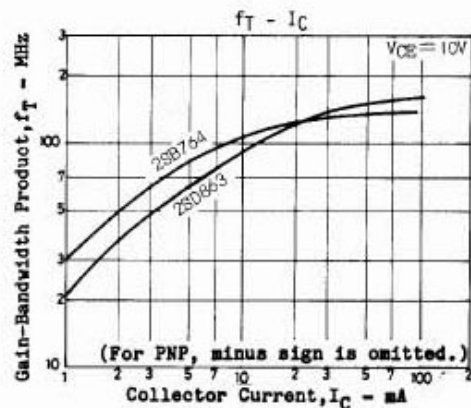
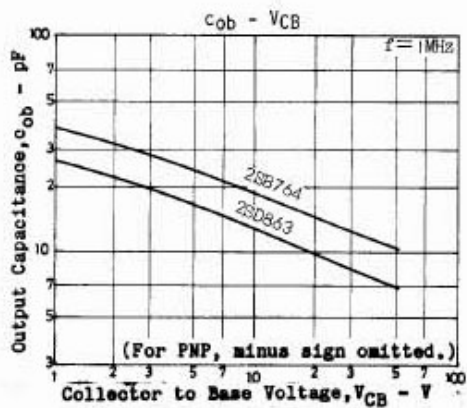
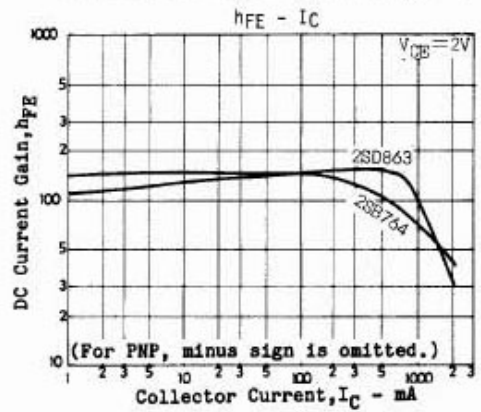
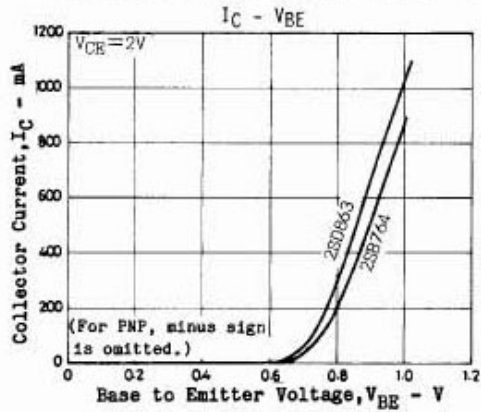
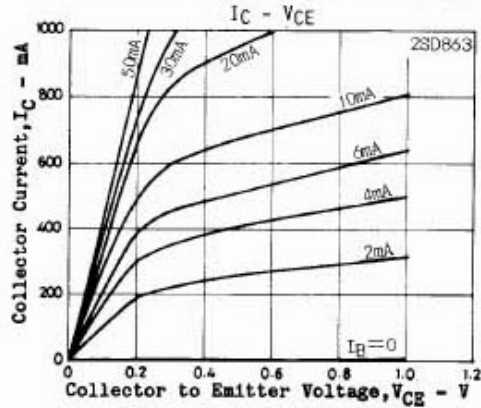
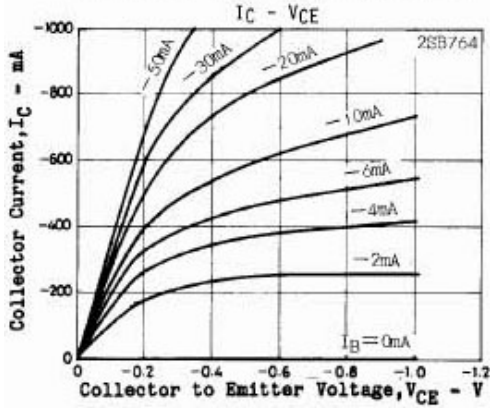
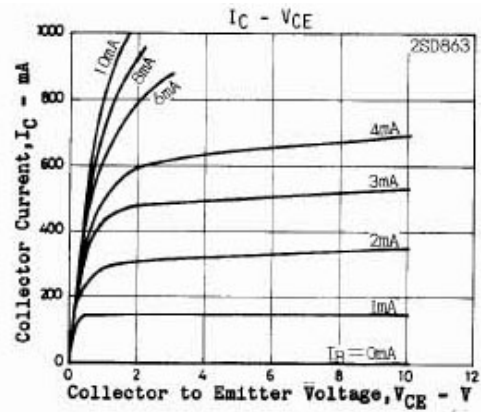
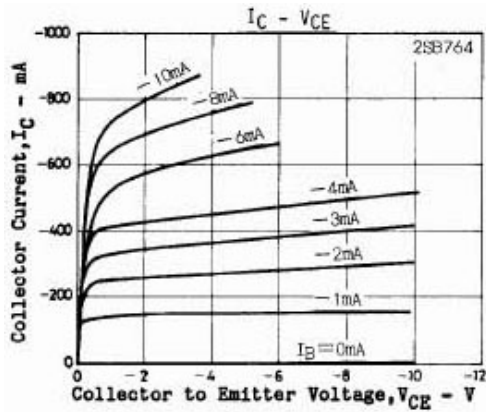
Parameter	Symbol	Min.	Typ.	Max.	Unit	Test Conditions
Collector-Base Breakdown Voltage	$V_{(BR)CBO}$	-60	-	-	V	$I_C = -10\mu A, I_E = 0$
Collector-Emitter Breakdown Voltage	$V_{(BR)CEO}$	-50	-	-	V	$I_C = -1mA, I_B = 0$
Emitter-Base Breakdown Voltage	$V_{(BR)EBO}$	-5	-	-	V	$I_E = -10\mu A, I_C = 0$
Collector Cut-off Current	I_{CBO}	-	-	-1	μA	$V_{CB} = -50V, I_E = 0$
Emitter Cut-off Current	I_{EBO}	-	-	-1	μA	$V_{EB} = -5V, I_C = 0$
DC Current Gain	$h_{FE(1)}$	60	-	320		$V_{CE} = -2V, I_C = -0.05A$
	$h_{FE(2)}$	30	-	-		$V_{CE} = -2V, I_C = -1A$
Collector-Emitter Saturation Voltage	$V_{CE(sat)}$	-	-	-0.7	V	$I_C = -0.5A, I_B = -0.05A$
Base-Emitter Voltage	V_{BE}	-	-	-1.2	V	$I_C = -0.5A, I_B = -0.05A$
Transition Frequency	f_T	-	150	-	MHz	$V_{CE} = -10V, I_C = -0.05A$
Collector Output Capacitance	C_{OB}	-	20	-	pF	$V_{CB} = -10V, I_E = 0, f = 1 MHz$

CLASSIFICATION OF $h_{FE(1)}$

Rank	D	E	F
Range	60 - 120	100 - 200	160 - 320

CHARACTERISTIC CURVES

2SB764L



CHARACTERISTIC CURVES

2SB764L

