

描述 / Descriptions

TO-126F 塑封封装 PNP 半导体三极管。Silicon PNP transistor in a TO-126F Plastic Package.

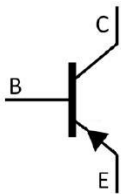
特征 / Features

与 2SC1212(A)互补。
Complementary pair with 2SC1212(A).

用途 / Applications

用于中等到功率放大。
Medium power amplifier applications.

内部等效电路 / Equivalent Circuit



引脚排列 / Pinning



PIN 1 : Emitter PIN 2 : Collector PIN 3 : Base

放大及印章代码 / h_{FE} Classifications & Marking

h_{FE} Classifications Symbol	B	C
h_{FE} Range	60~120	100~200

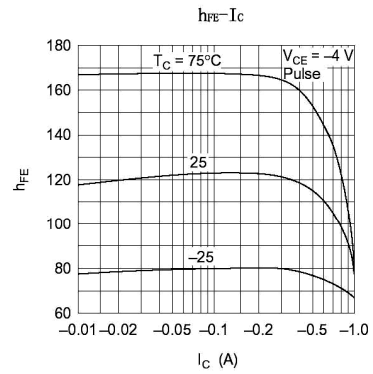
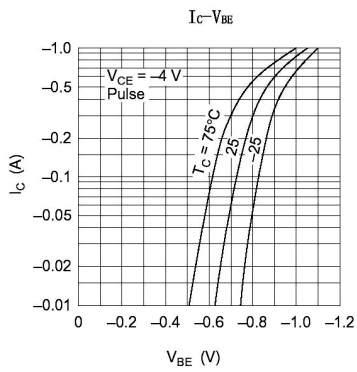
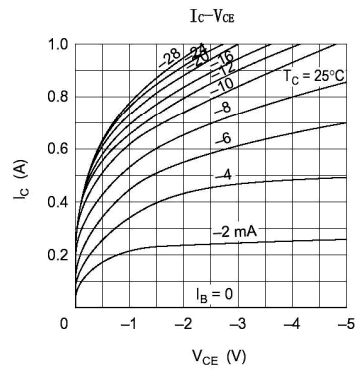
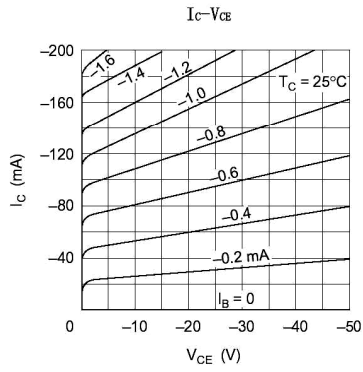
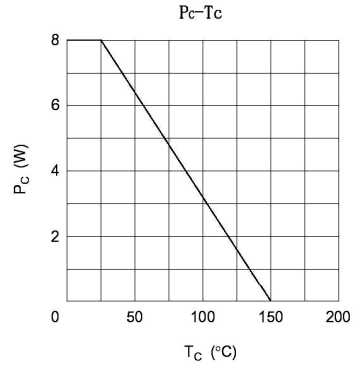
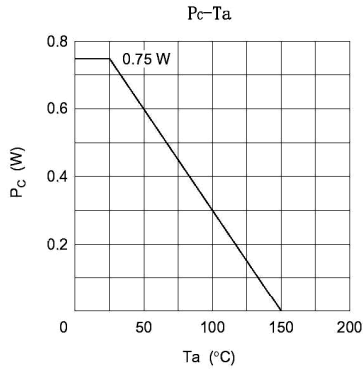
极限参数 / Absolute Maximum Ratings(Ta=25°C)

参数 Parameter	符号 Symbol	数值 Rating	单位 Unit	
Collector to Base Voltage	V _{CBO}	2SA743	-50	V
		2SA743A	-80	
Collector to Emitter Voltage	V _{CEO}	2SA743	-50	V
		2SA743A	-80	
Emitter to Base Voltage	V _{EBO}	-4.0	V	
Collector Current - Continuous	I _C	-1.0	A	
Collector Power Dissipation	P _C	0.75	W	
Collector Power Dissipation	P _C (T _C =25°C)	8	W	
Junction Temperature	T _J	150	°C	
Storage Temperature Range	T _{stg}	-55~150	°C	

电性能参数 / Electrical Characteristics(Ta=25°C)

参数 Parameter	符号 Symbol	测试条件 Test Conditions	最小值 Min	典型值 Typ	最大值 Max	单位 Unit
Collector to Base Breakdown Voltage	V _{CBO}	I _C =-1.0mA I _E =0	-50			V
			-80			
Collector to Emitter Breakdown Voltage	V _{CEO}	I _C =-10mA R _{BE} =∞	-50			V
			-80			
Emitter to Base Breakdown Voltage	V _{EBO}	I _E =-1.0mA I _C =0	-4.0			V
Collector Cut-Off Current	I _{CER}	V _{CE} =-80V R _{BE} =1			-20	μA
DC Current Gain	h _{FE} (1)	V _{CE} =-4.0V I _C =-50mA	60	120	200	
	h _{FE} (2)	V _{CE} =-4.0V I _C =-1.0A	20			
Collector to Emitter Saturation Voltage	V _{CE(sat)}	I _C =-1.0A I _B =-0.1A		-0.75	-1.5	V
Base to Emitter Voltage	V _{BE}	V _{CE} =-4.0V I _C =-50mA		-0.65	-1.0	V
Transition Frequency	f _T	V _{CE} =-4.0V I _C =-30mA		120		MHz

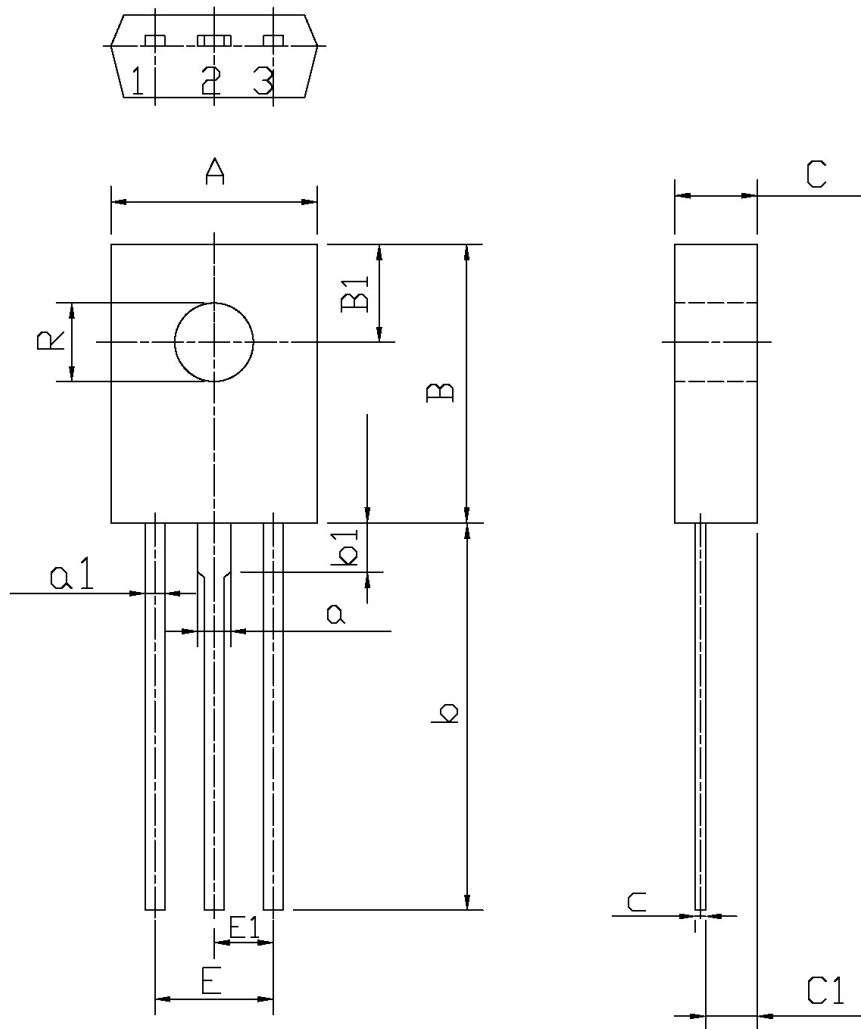
电参数曲线图 / Electrical Characteristic Curve



外形尺寸图 / Package Dimensions

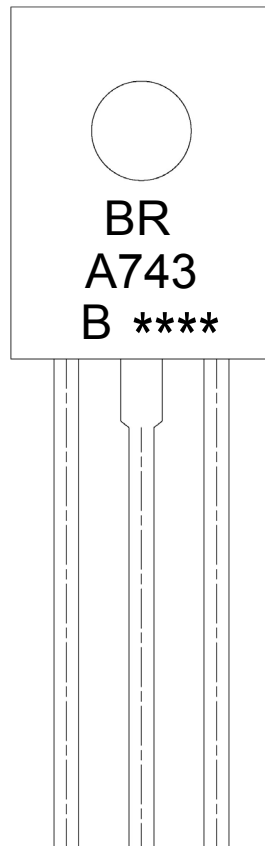
T0-126F

单位: mm



Symbol	Dimensions In Millimeters		Symbol	Dimensions In Millimeters	
	Min	Max		Min	Max
A	7.8	8.2	a1	0.66	0.86
B	10.8	11.2	E	4.4	4.8
B1	3.8	4.2	C	3.1	3.3
R	2.95	3.15	C1	1.9	2.1
b	14	16	c	0.3	0.6
b1	1.9		a	1.27	
E1	2.1	2.5			

印章说明 / Marking Instructions



说明：

BR： 为公司代码

A743： 为型号代码

B： 为 h_{FE} 分档代码

****： 为生产批号代码，随生产批号变化。

Note:

BR: Company Code

A743: Product Type.

B: h_{FE} Classifications Symbol

****: Lot No. Code, code change with Lot No.

波峰焊温度曲线图(无铅) / Temperature Profile for Dip Soldering(Pb-Free)



说明：

- 1、预热温度 25 ~ 150°C，时间 60 ~ 90sec；
- 2、峰值温度 255±5°C，时间持续为 5±0.5sec；
- 3、焊接制程冷却速度为 2 ~ 10°C/sec.

Note:

- 1.Preheating:25~150°C, Time:60~90sec.
- 2.Peak Temp.:255±5°C, Duration:5±0.5sec.
3. Cooling Speed: 2~10°C/sec.

耐焊接热试验条件 / Resistance to Soldering Heat Test Conditions

温度：270±5°C

时间：10±1 sec.

Temp.:270±5°C

Time:10±1 sec

包装规格 / Packaging SPEC.

散件包装 / BULK

Package Type 封装形式	Units 包装数量					Dimension 包装尺寸 (unit: mm ³)		
	Units/Tube 只/套管	Tubes/Inner Box 套管/盒	Units/Inner Box 只/盒	Inner Boxes/Outer Box 盒/箱	Units/Outer Box 只/箱	Tube 套管	Inner Box 盒	Outer Box 箱
TO-126/F	500	6	3,000	5	15,000	135×190	237×172×102	560×245×195

套管包装 / TUBE

Package Type 封装形式	Units 包装数量					Dimension 包装尺寸 (unit: mm ³)		
	Units/Tube 只/套管	Tubes/Inner Box 套管/盒	Units/Inner Box 只/盒	Inner Boxes/Outer Box 盒/箱	Units/Outer Box 只/箱	Tube 套管	Inner Box 盒	Outer Box 箱
TO-126/F	65	26	1,690	5	8,450	532×31×5.6	555×164×50	575×290×180

使用说明 / Notices