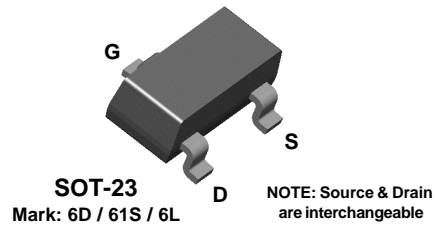
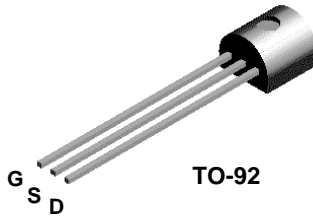


**2N5457  
2N5458  
2N5459**

**MMBF5457  
MMBF5458  
MMBF5459**



## N-Channel General Purpose Amplifier

This device is a low level audio amplifier and switching transistors, and can be used for analog switching applications. Sourced from Process 55.

### Absolute Maximum Ratings\* TA = 25°C unless otherwise noted

Symbol	Parameter	Value	Units
$V_{DG}$	Drain-Gate Voltage	25	V
$V_{GS}$	Gate-Source Voltage	- 25	V
$I_{GF}$	Forward Gate Current	10	mA
$T_J, T_{stg}$	Operating and Storage Junction Temperature Range	-55 to +150	°C

\*These ratings are limiting values above which the serviceability of any semiconductor device may be impaired.

**NOTES:**

- 1) These ratings are based on a maximum junction temperature of 150 degrees C.
- 2) These are steady state limits. The factory should be consulted on applications involving pulsed or low duty cycle operations.

### Thermal Characteristics TA = 25°C unless otherwise noted

Symbol	Characteristic	Max		Units
		2N5457-5459	*MMBF5457-5459	
$P_D$	Total Device Dissipation	625	350	mW
	Derate above 25°C	5.0	2.8	mW/°C
$R_{\theta JC}$	Thermal Resistance, Junction to Case	125		°C/W
$R_{\theta JA}$	Thermal Resistance, Junction to Ambient	357	556	°C/W

\*Device mounted on FR-4 PCB 1.6" X 1.6" X 0.06."

2N5457 / 5458 / 5459 / MMBF5457 / 5458 / 5459

# N-Channel General Purpose Amplifier

(continued)

## Electrical Characteristics

TA = 25°C unless otherwise noted

Symbol	Parameter	Test Conditions	Min	Typ	Max	Units
--------	-----------	-----------------	-----	-----	-----	-------

### OFF CHARACTERISTICS

$V_{(BR)GSS}$	Gate-Source Breakdown Voltage	$I_G = 10 \mu A, V_{DS} = 0$	- 25			V
$I_{GSS}$	Gate Reverse Current	$V_{GS} = -15 V, V_{DS} = 0$ $V_{GS} = -15 V, V_{DS} = 0, T_A = 100^\circ C$			- 1.0 - 200	nA nA
$V_{GS(off)}$	Gate-Source Cutoff Voltage	$V_{DS} = 15 V, I_D = 10 nA$	5457 5458 5459	- 0.5 - 1.0 - 2.0	- 6.0 - 7.0 - 8.0	V V V
$V_{GS}$	Gate-Source Voltage	$V_{DS} = 15 V, I_D = 100 \mu A$ $V_{DS} = 15 V, I_D = 200 \mu A$ $V_{DS} = 15 V, I_D = 400 \mu A$	5457 5458 5459	- 2.5 - 3.5 - 4.5		V V V

### ON CHARACTERISTICS

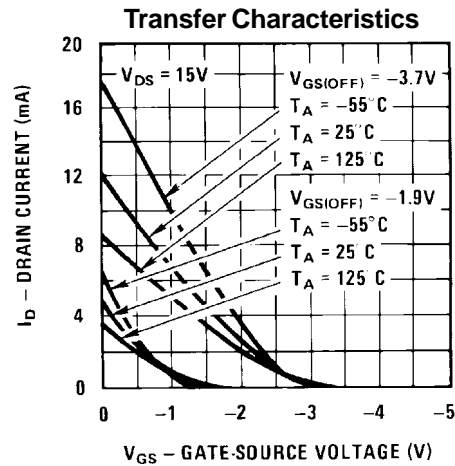
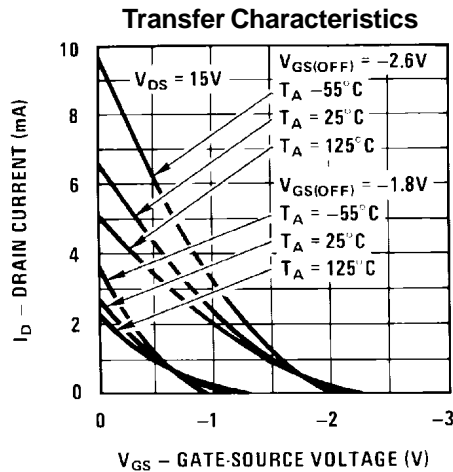
$I_{DSS}$	Zero-Gate Voltage Drain Current*	$V_{DS} = 15 V, V_{GS} = 0$	5457 5458 5459	1.0 2.0 4.0	3.0 6.0 9.0	5.0 9.0 16	mA mA mA
-----------	----------------------------------	-----------------------------	----------------------	-------------------	-------------------	------------------	----------------

### SMALL SIGNAL CHARACTERISTICS

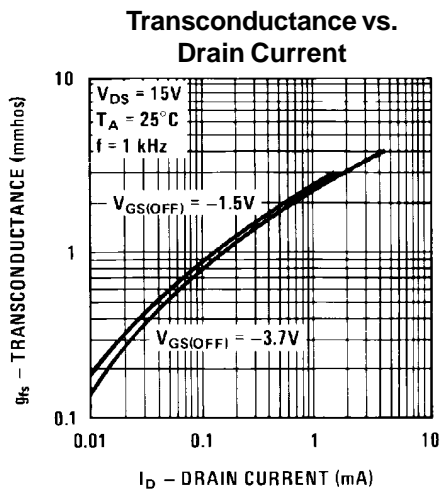
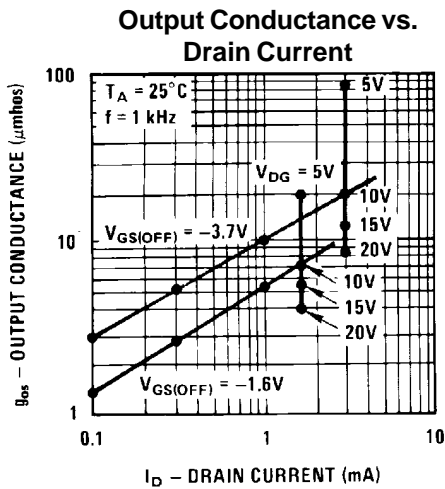
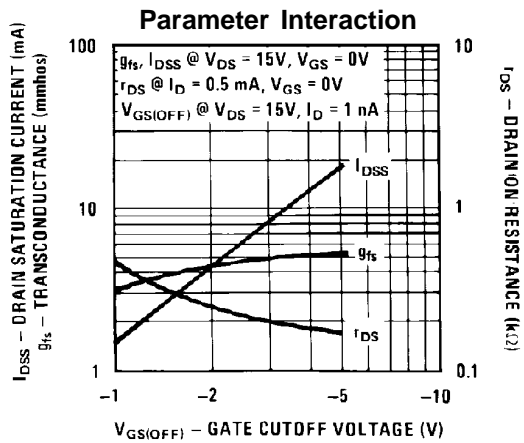
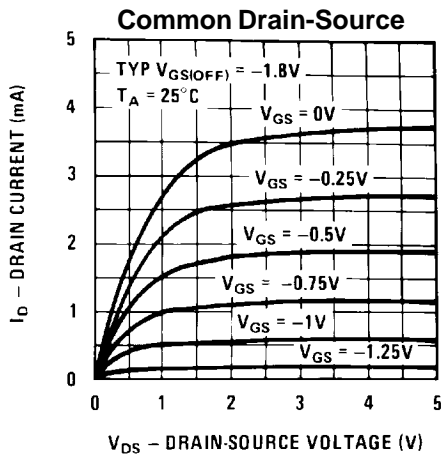
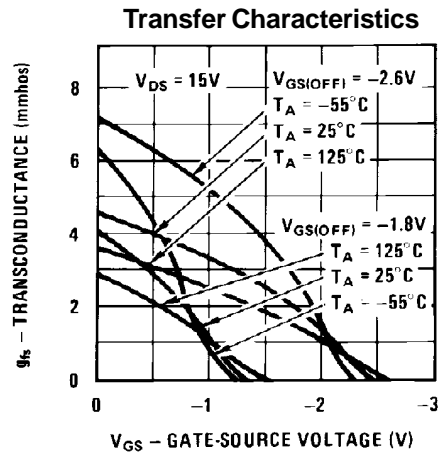
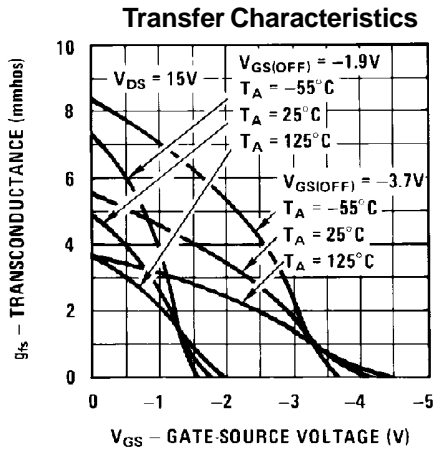
$g_{fs}$	Forward Transfer Conductance*	$V_{DS} = 15 V, V_{GS} = 0, f = 1.0 kHz$	5457 5458 5459	1000 1500 2000	5000 5500 6000	$\mu mhos$ $\mu mhos$ $\mu mhos$
$g_{os}$	Output Conductance*	$V_{DS} = 15 V, V_{GS} = 0, f = 1.0 kHz$			10 50	$\mu mhos$
$C_{iss}$	Input Capacitance	$V_{DS} = 15 V, V_{GS} = 0, f = 1.0 MHz$			4.5 7.0	pF
$C_{rss}$	Reverse Transfer Capacitance	$V_{DS} = 15 V, V_{GS} = 0, f = 1.0 MHz$			1.5 3.0	pF
NF	Noise Figure	$V_{DS} = 15 V, V_{GS} = 0, f = 1.0 kHz,$ $R_G = 1.0 megohm, BW = 1.0 Hz$			3.0	dB

\*Pulse Test: Pulse Width  $\leq 300 ms$ , Duty Cycle  $\leq 2\%$

## Typical Characteristics



Typical Characteristics (continued)



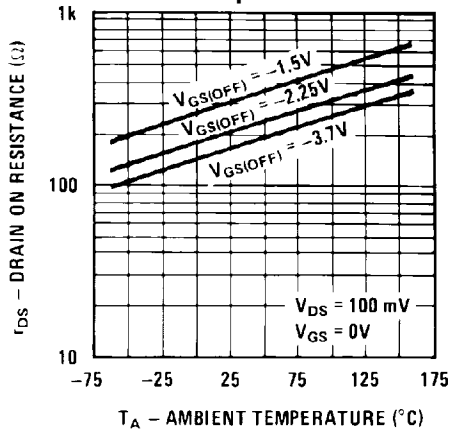
# N-Channel General Purpose Amplifier

(continued)

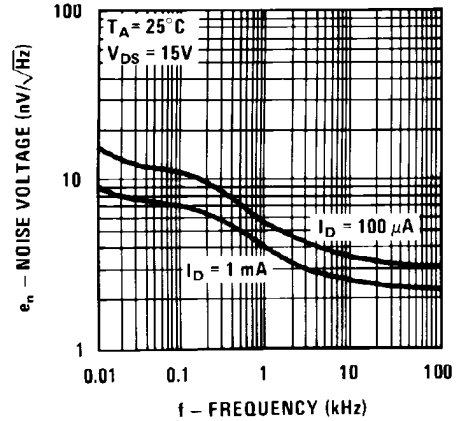
2N5457 / 5458 / 5459 / MMBF5457 / 5458 / 5459

## Typical Characteristics (continued)

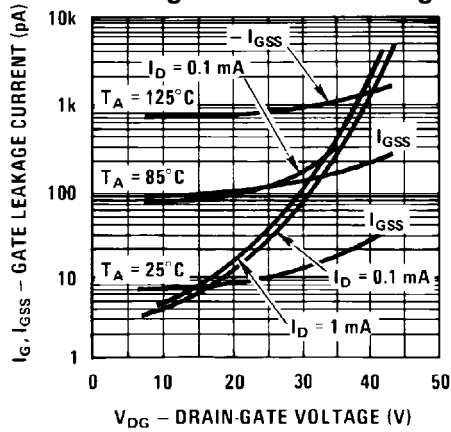
### Channel Resistance vs. Temperature



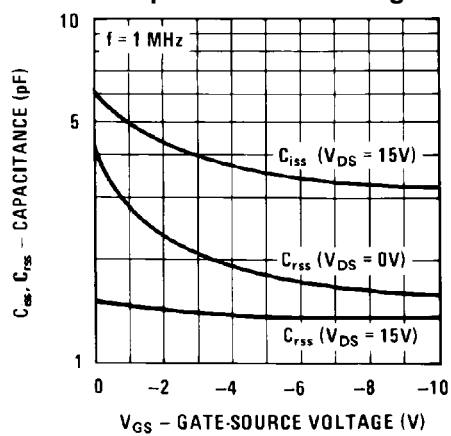
### Noise Voltage vs. Frequency



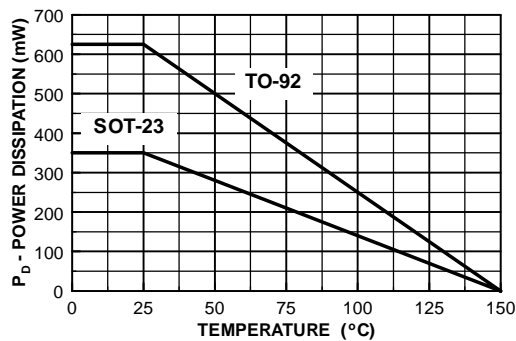
### Leakage Current vs. Voltage



### Capacitance vs. Voltage



### Power Dissipation vs. Ambient Temperature



## TRADEMARKS

The following are registered and unregistered trademarks Fairchild Semiconductor owns or is authorized to use and is not intended to be an exhaustive list of all such trademarks.

ACE <sup>x</sup> <sup>TM</sup>	FAST <sup>r</sup> <sup>TM</sup>	PowerTrench <sup>®</sup>	SyncFET <sup>TM</sup>
Bottomless <sup>TM</sup>	GlobalOptoisolator <sup>TM</sup>	QFET <sup>TM</sup>	TinyLogic <sup>TM</sup>
CoolFET <sup>TM</sup>	GTO <sup>TM</sup>	QS <sup>TM</sup>	UHC <sup>TM</sup>
CROSSVOLT <sup>TM</sup>	HiSeC <sup>TM</sup>	QT Optoelectronics <sup>TM</sup>	VCX <sup>TM</sup>
DO <sup>M</sup> E <sup>TM</sup>	ISOP <sup>L</sup> ANAR <sup>TM</sup>	Quiet Series <sup>TM</sup>	
E <sup>2</sup> CMOS <sup>TM</sup>	MICROWIRE <sup>TM</sup>	SILENT SWITCHER <sup>®</sup>	
EnSigna <sup>TM</sup>	OPTOLOGIC <sup>TM</sup>	SMART START <sup>TM</sup>	
FACT <sup>TM</sup>	OPTOPLANAR <sup>TM</sup>	SuperSOT <sup>TM</sup> -3	
FACT Quiet Series <sup>TM</sup>	PACMAN <sup>TM</sup>	SuperSOT <sup>TM</sup> -6	
FAST <sup>®</sup>	POP <sup>TM</sup>	SuperSOT <sup>TM</sup> -8	

## DISCLAIMER

FAIRCHILD SEMICONDUCTOR RESERVES THE RIGHT TO MAKE CHANGES WITHOUT FURTHER NOTICE TO ANY PRODUCTS HEREIN TO IMPROVE RELIABILITY, FUNCTION OR DESIGN. FAIRCHILD DOES NOT ASSUME ANY LIABILITY ARISING OUT OF THE APPLICATION OR USE OF ANY PRODUCT OR CIRCUIT DESCRIBED HEREIN; NEITHER DOES IT CONVEY ANY LICENSE UNDER ITS PATENT RIGHTS, NOR THE RIGHTS OF OTHERS.

## LIFE SUPPORT POLICY

FAIRCHILD'S PRODUCTS ARE NOT AUTHORIZED FOR USE AS CRITICAL COMPONENTS IN LIFE SUPPORT DEVICES OR SYSTEMS WITHOUT THE EXPRESS WRITTEN APPROVAL OF FAIRCHILD SEMICONDUCTOR CORPORATION. As used herein:

1. Life support devices or systems are devices or systems which, (a) are intended for surgical implant into the body, or (b) support or sustain life, or (c) whose failure to perform when properly used in accordance with instructions for use provided in the labeling, can be reasonably expected to result in significant injury to the user.
2. A critical component is any component of a life support device or system whose failure to perform can be reasonably expected to cause the failure of the life support device or system, or to affect its safety or effectiveness.

## PRODUCT STATUS DEFINITIONS

### Definition of Terms

Datasheet Identification	Product Status	Definition
Advance Information	Formative or In Design	This datasheet contains the design specifications for product development. Specifications may change in any manner without notice.
Preliminary	First Production	This datasheet contains preliminary data, and supplementary data will be published at a later date. Fairchild Semiconductor reserves the right to make changes at any time without notice in order to improve design.
No Identification Needed	Full Production	This datasheet contains final specifications. Fairchild Semiconductor reserves the right to make changes at any time without notice in order to improve design.
Obsolete	Not In Production	This datasheet contains specifications on a product that has been discontinued by Fairchild semiconductor. The datasheet is printed for reference information only.