

**INTRODUCE:**

HVGT high voltage silicon rectifier diodes is made of high quality silicon wafer chip and high reliability epoxy resin sealing structure, and through professional testing equipment inspection qualified after to customers.

**FEATURES:**

1. High reliability design.
2. Small volume.
3. Low frequency.
4. Conform to RoHS and SGS.
5. Epoxy resin molded in vacuumHave anticorrosion in the surface.

**APPLICATIONS:**

1. Rectifier for high voltage power supply.
2. High voltage transformer rectifier.
3. Microwave equipment.
4. Other.

**MECHANICAL DATA:**

1. Case: epoxy resin molding.
2. Terminal: welding axis.
3. Net weight: 0.65 grams (approx).

**SHAPE DISPLAY:**

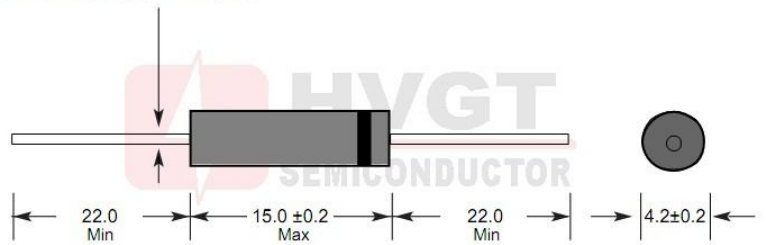


**SIZE: (Unit:mm)**

**HVGT NAME: DO-415**

**DO-415 Series**

Lead Diameter 0.8mm ±0.03



Unit:mm

**MAXIMUM RATINGS AND CHARACTERISTICS: (Absolute Maximum Ratings)**

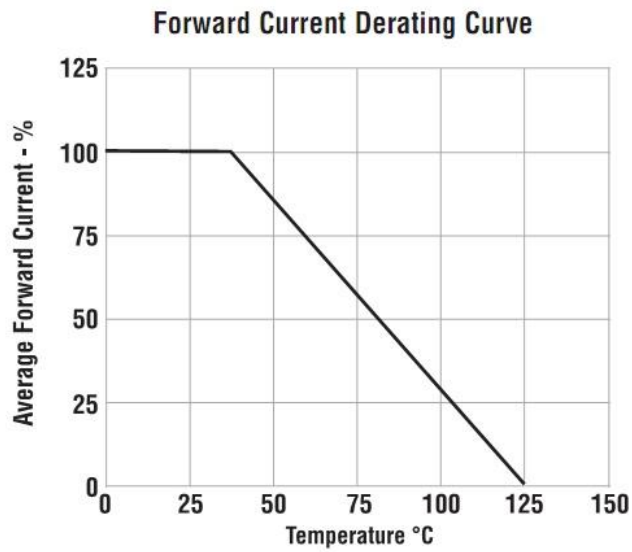
Items	Symbols	Condition	Data Value	Units
Repetitive Peak Reverse Voltage	$V_{RRM}$	$T_A=25^{\circ}C$	8.0	kV
Non-Repetitive Peak Reverse Voltage	$V_{RSM}$	$T_A=25^{\circ}C$	--	kV
Average Forward Current Maximum	$I_{FAVM}$	$T_A=40^{\circ}C$	100	mA
		$T_{OIL}=55^{\circ}C$	220	mA
Non-Repetitive Forward Surge Current	$I_{FSM}$	$T_A=25^{\circ}C$ ; 50Hz Half-Sine Wave; 8.3ms	20	A
Junction Temperature	$T_J$		125	$^{\circ}C$
Allowable Operation Case Temperature	$T_C$		-40~+125	$^{\circ}C$
Storage Temperature	$T_{STG}$		-40~+125	$^{\circ}C$

**ELECTRICAL CHARACTERISTICS:  $T_A=25^{\circ}C$  (Unless Otherwise Specified)**

Items	Symbols	Condition	Data value	Units
Maximum Forward Voltage Drop	$V_{FM}$	at $25^{\circ}C$ ; at $I_{FAVM}$	10	V
Maximum Reverse Current	$I_{R1}$	at $25^{\circ}C$ ; at $V_{RRM}$	2.0	$\mu A$
	$I_{R2}$	at $100^{\circ}C$ ; at $V_{RRM}$	40	$\mu A$
Maximum Reverse Recovery Time	$T_{RR}$	at $25^{\circ}C$ ; $I_F=0.5I_R$ ; $I_R=I_{FAVM}$ ; $I_{RR}=0.25I_R$	--	nS
Junction Capacitance	$C_J$	at $25^{\circ}C$ ; $V_R=0V$ ; $f=1MHz$	--	pF

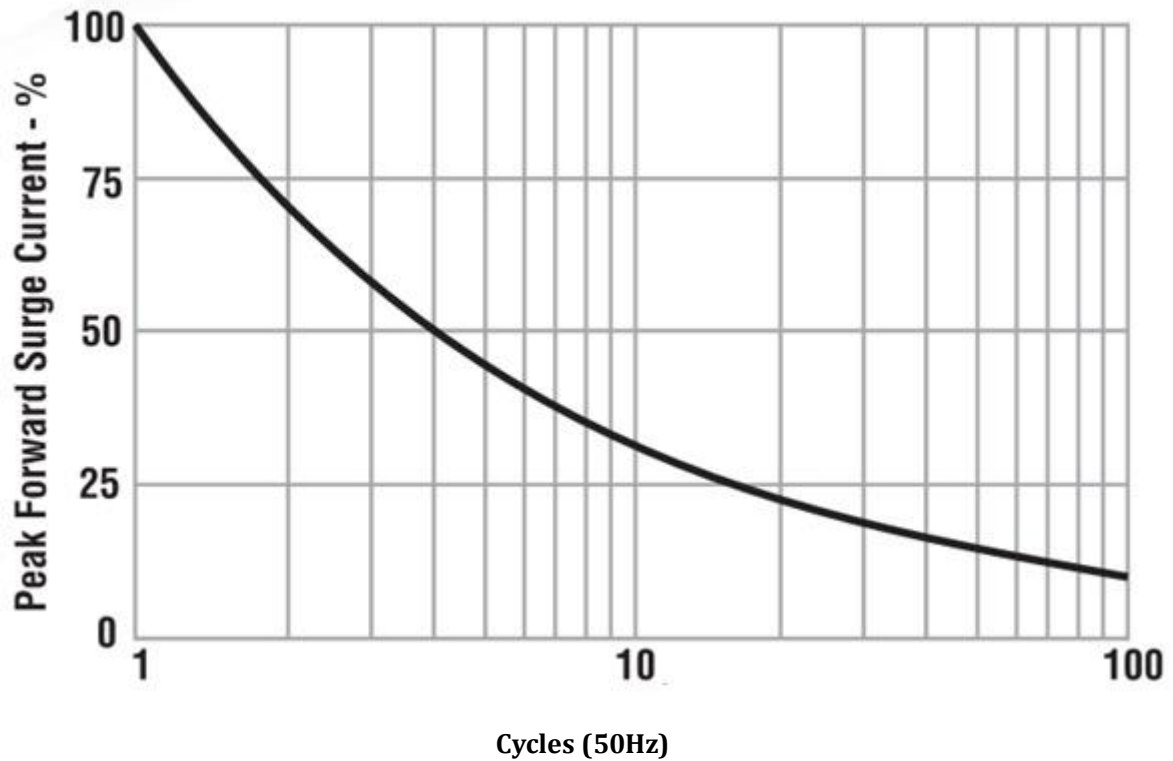
**Fig 1**

**Forward Current Derating Curve**



**Fig 2**

**Non-Repetitive Surge Current**



Marking	Type	Code	Cathode Mark
	2CL2F	2CL2F HVGT	