

- AVAILABLE IN JAN, JANTX, JANTXV, AND JANS
PER MIL-PRF-19500/406
- 1.5 WATT ZENER DIODES
- NON CAVITY CONSTRUCTION
- METALLURGICALLY BONDED

**1N6485
THRU
1N6491
AND
1N4460
AND
1N4461**

MAXIMUM RATINGS

Operating Temperature: -65°C to +175°C
 Storage Temperature: -65°C to +200°C
 Power Dissipation: 1.5W @ T_A=+25°C
 Power Derating: 10mW/°C above T_A=+25°C
 Forward Voltage: 1.0 V dc @ I_F=200mA dc
 1.5 V dc @ I_F=1A dc

ELECTRICAL CHARACTERISTICS @ 25°C, unless otherwise specified

TYPE	ZENER VOLTAGE ±5% V _Z	TEST CURRENT I _{ZT}	DYNAMIC IMPEDENCE (MAX.) Z _{ZT} @I _{ZT}	KNEE IMPEDENCE (MAX.) Z _{ZK} @I _{ZT}	TEST CURRENT I _{ZK}	REVERSE CURRENT (MAX.) I _R @V _R	TEST VOLTAGE V _R	MAXIMUM CURRENT I _{ZM}	V _Z (REG) Δ V _Z	MAXIMUM SURGE
	VOLTS	mA	OHMS	OHMS	mA	μ A	VOLTS	MA	VOLTS	AMPS
1N6485	3.3	76.0	10	400	1.0	50	1.0	433	.90	4.2
1N6486	3.6	69.0	10	400	1.0	50	1.0	397	.80	3.9
1N6487	3.9	64.0	9	400	1.0	35	1.0	366	.75	3.6
1N6488	4.3	58.0	9	400	1.0	5.0	1.0	332	.70	3.3
1N6489	4.7	53.0	8	500	1.0	4.0	1.0	304	.60	3.0
1N6490	5.1	49.0	7	500	1.0	1.0	1.0	280	.50	2.7
1N6491	5.6	45.0	5	600	1.0	0.5	2.0	255	.40	2.5
1N4460	6.2	40.0	4	200	1.0	10.0	3.72	230	.35	2.3
1N4461	6.8	37.0	2.5	200	1.0	5.0	4.08	210	.30	2.1

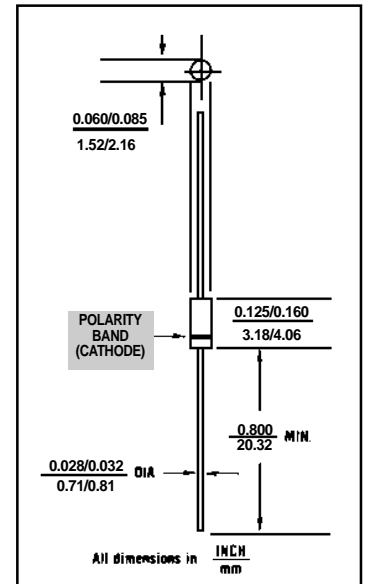


FIGURE 1

DESIGN DATA

CASE: Hermetically sealed, Glass "A"
 Body per MIL-PRF- 19500/406
 D-5A

LEAD MATERIAL: Copper clad steel

LEAD FINISH: Tin / Lead

THERMAL RESISTANCE: (R_{ΘJL}): 42
 °C/W maximum at L = .375

THERMAL IMPEDANCE: (Z_{ΘJX}): 4.5
 °C/W maximum

POLARITY: Diode to be operated with
 the banded (cathode) end positive.

MOUNTING POSITION: Any



COMPENSATED DEVICES INCORPORATED

22 COREY STREET, MELROSE, MASSACHUSETTS 02176

PHONE (781) 665-1071

FAX (781) 665-7379

WEBSITE: <http://www.cdi-diodes.com>

E-mail: mail@cdi-diodes.com

1N6485 thru 1N6491 and 1N4460 and 1N4461

FIGURE 2

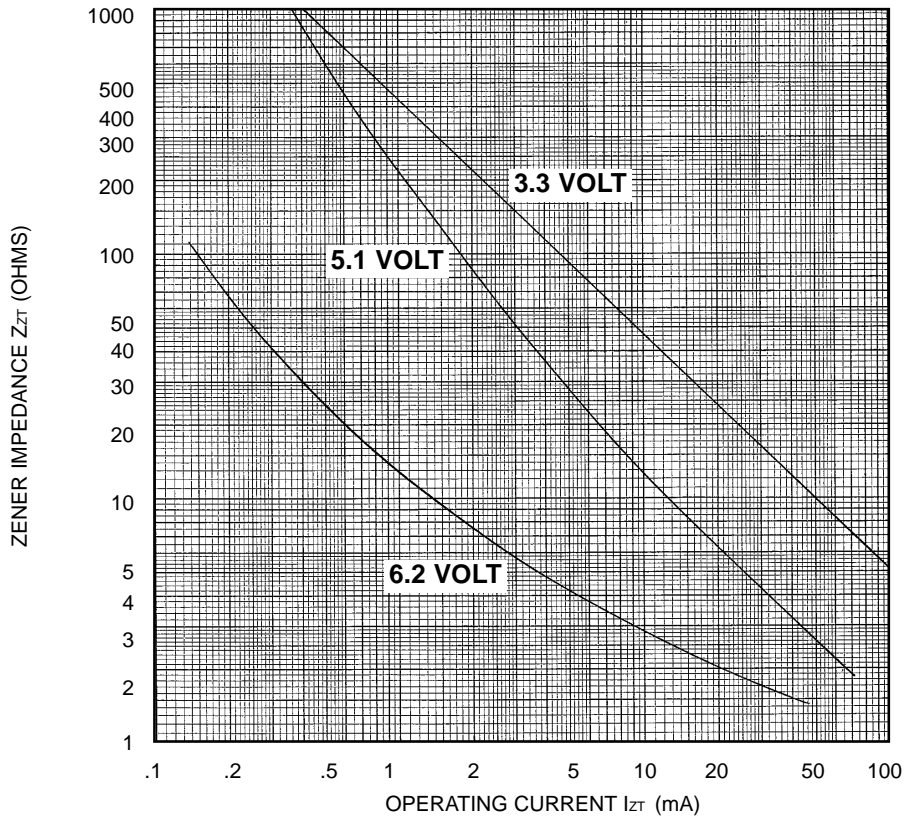
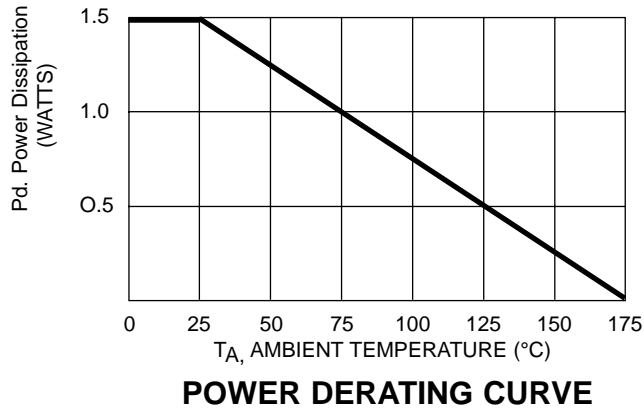


FIGURE 3

ZENER IMPEDANCE VS. OPERATING CURRENT