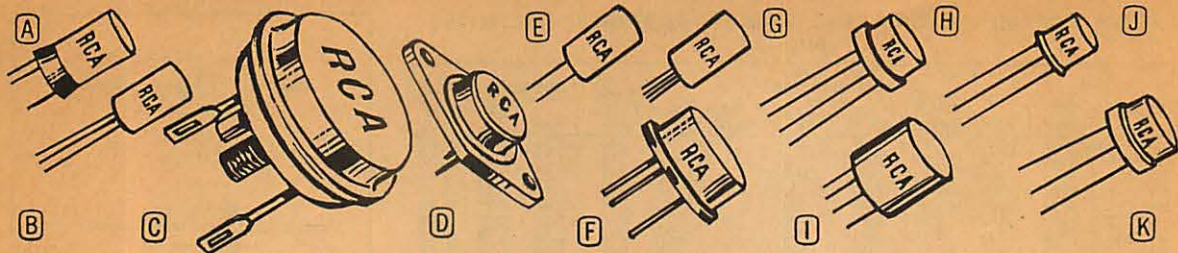




RCA Semiconductor Products



GERMANIUM PNP TRANSISTORS

SMALL SIGNAL (CLASS A)

RCA Type	Fig.	Maximum			Typ. h_{FE} at IC		Max. ICBO μ A	Typ. f_{Tb} Mc
		Pt mW	V _{CB} V	IC A	h_{FE}	A		
2N104	A	150	30	50	44	1	10	0.7
2N175	A	20	10	2	65	0.5	12	0.85
2N215	B	150	30	50	44	1	10	0.7
2N220*	B	20	10	2	65	0.5	12	0.85
2N405	A	150	20	35	35	1	14	0.65
2N406	B	150	20	35	35	1	14	0.65
2N591	B	50	32	20	70	2.0	7	0.7
2N1010*	B	20	10	2	35	0.3	10	2.0
2N2613	B	100	30	50	200	0.5	5	10
2N2614	B	100	40	50	160	1	5	10
40263	B	120	20	50	160	1	10	10

*NPN. *MIL type also available.

LARGE SIGNAL (CLASS A AND B)

RCA Type	Fig.	Maximum Ratings			Typ. h_{FE} at IC		Max. ICBO μ A	Typ. f_{Tb} Mc
		Pt mW	V _{CB} V	IC A	h_{FE}	A		
2N109	A	0.165	35	0.15	75	0.05	14	1.0†
2N173	C	150	60	15	25	12	100*
2N174*	C	150	80	15	20	12	100*
2N176	D	10	40	3	63	0.5	3 mA
2N217	B	0.165	35	0.15	75	0.05	14	1.0†
2N270	#	0.25	25	0.075	70	0.15	16	1
2N277	D	150	40	15	25	12	100*
2N278	C	150	50	15	25	12	100*
2N351	D	10	40	3	65	0.7	3 mA
2N376	D	10	40	3	78	0.7	3 mA
2N407	A	0.15	20	0.07	65	0.05	14
2N408	B	0.15	20	0.07	65	0.05	14
2N441	A	150	40	15	20	12	100*
2N442	C	150	50	15	20	12	100*
2N443	C	150	60	15	20	12	100*
2N647†	B	0.1	25	0.05	70	0.050
2N649†	B	0.1	20	0.05	65	0.050
2N1099	C	150	80	15	25	12	100*
2N1100	C	150	100	15	20	12	100*
2N1183*	F	7.5	45	3	40	0.4	30	0.5§
2N1183A*	F	7.5	60	3	40	0.4	30	0.5§
2N1183B*	F	7.5	80	3	40	0.4	30	0.5§
2N1184*	F	7.5	45	3	80	0.4	30	0.5§
2N1184A*	F	7.5	60	3	80	0.4	30	0.5§
2N1184B*	F	7.5	80	3	80	0.4	30	0.5§
2N1358	C	150	80	15	55	1.2	200
2N1412*	C	150	100	15	20	12	100*
2N1905	D	50	60	10	90	1	500	7.5
2N1906	D	50	100	10	125	5	500	7.5
2N2147	D	12.5	75	5	150	1	1 mA	4.0
2N2148	D	12.5	60	5	80	1	100	3.0
2N2869/ 2N301	D	30	60	10	90	1	500	0.45
2N2870/ 2N301A	D	30	80	10	90	500	0.45
2N2953	B	0.30	30	0.15	350	0.01	5	1
40022	D	12.5	32	5	50	1	500	0.3
40050	D	12.5	40	5	90	1	500	0.5
40051	D	12.5	50	5	90	1	1 mA	0.5
40253	B	0.65	25	0.50	75	0.4	14	1
40254	D	12.5	32	5	70	1	3 mA	0.3
40329	B	0.25	0.10	90	0.025	14	1.5

*Typical. †Typical f_{Tb} . ‡NPN. §Minimum f_{Tb} . #Similar to Fig. E. *MIL type also available.

UHF-VHF SMALL SIGNAL

RCA Type	Fig.	Typ. G_p at Operating Frequency		Typical			Max. V _{CB} V
		Mc	db	f_{Tb} Mc	h_{FE} at IC	mA	
2N384*	G	50	21	100	60	1.5	40
2N1023	B	50	24	120	60	1.5	40
2N1066	H	50	24	30	60	1.5	40
2N1177	I	100	14	140	100	1	30
2N1178	I	120	17	140	48	1	30
2N1179	I	100	17	140	80	1	30
2N1225*	H	50	21	100	60	1.5	40
2N1396	H	50	21	100	60	1.5	40
2N1397	H	50	24	120	90	1.5	40
2N2273*	J	100	12	450†	20§	1	25
2N2482*	J	100	12	300†§	25	2	20
40005	G	50	21	100	90	1.5	40
40006	G	50	24	120	90	1.5	40
40268	J	100	12	20§	1	25

*NPN. †Local oscillator service. ‡fr. §Min. *MIL type available.

IF, RF AND VIDEO AMPLIFIER

RCA Type	Fig.	Typ. G_p at Operating Frequency		Typical			Max. V _{CB} V
		Mc	db	f_{Tb} Mc	h_{FE} at IC	mA	
2N139	A	0.455	37	4.7	48	1	16
2N218	B	0.455	37	4.7	48	1	16
2N274*	G	12.5	27	30	60	1.5	40
2N370	E	20	17	30	100	1	24
2N409	A	0.455	37.8	6.7	48	1	13
2N410	B	0.455	37.8	6.7	48	1	13
2N1180	I	10.7	36	100	80	1.5	30
2N1224*	H	12.5	27	30	60	1.5	40
2N1226	H	12.5	22	30	60	1.5	60
2N1395	H	12.5	27	30	90	1.5	40
2N1524	B	0.455	54.4	33	60	1	24
2N1525	A	0.455	54.4	33	60	1	24
2N1631	A	1.5	47.7	45	80	1	34
2N1632	B	1.5	47.7	45	80	1	34
2N1637	B	1.5	47.7	45	80	1	34
2N1638	B	0.262	61.5	40	75	1	34
40004	G	12.5	27	30	90	1.5	40
40262	B	0.455	56	30	150	1	50

*MIL type also available.

CONVERTER, OSCILLATOR AND MIXER

RCA Type	Fig.	Typ. G_p at Operating Frequency		Typical			Max. V _{CB} V
		Mc	db	f_{Tb} Mc	h_{FE} at IC	mA	
2N140	A	1	32	10	75	0.6	16
2N219	B	1	32	10	75	0.6	16
2N371	E	23	30	30	80	1	24
2N372	E	10	26.2	30	80	1	24
2N411	A	1	32	10	75	0.6	13
2N412	A	1	32	10	75	0.6	13
2N1178	I	120	*	140	40	1	30
2N1179	I	100	17	140	80	1	30
2N1526	B	1.5	48.9	33	130	1	24
2N1527	A	1.5	48.9	33	130	1	24
2N1639	B	1.5	37	45	75	1	34
40261	B	1.5	53	40	80	1	50

*Local oscillator service.

HIGH-VOLTAGE COMPUTER SWITCHING

RCA Type	Fig.	Minimum		Maximum		
		f_{Tb} Mc	h_{FE} at IC	C _{ob} pF	Pt mW	V _{CB} V
2N398*	K	20	5	50	105
2N398A	K	20	5	150	105
2N398B	K	1	20	5	250	105
2N586	E	30	250	250	45

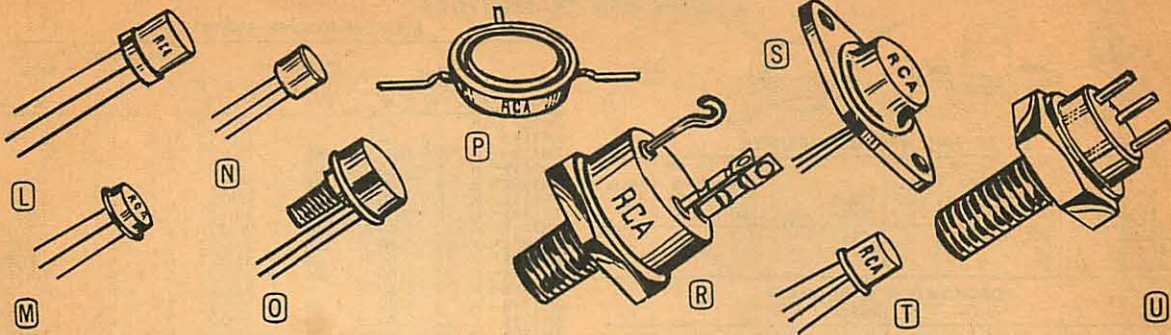
MEDIUM-SPEED COMPUTER SWITCHING

2N388**	K	5	30	200	20	150	25
2N388A*	K	5	30	200	20	150	40
2N395	K	3	20	10	20	150	30
2N396	K	5	30	10	20	150	30
2N396A	K	5	30	10	20	200	30
2N397	K	10	40	10	20	150	30
2N404*	K	4	24	24	20	150	25
2N404A	K	4	24	24	20	150	40
2N414	K	8†	80	1	11	150	30
2N581	K	4	20	20	10	150	18
2N582	K	14	40	24	20	150	25
2N595*	K	3	20	30	25	120	25
2N1090*	K	5	30	20	25	120	25
2N1091*	K	10	40	20	25	120	25
2N1300	K	25†	30	10	12	150	13
2N1301	K	35†	30	10	12	150	13
2N1302**	K	3	20	10	20	150	25
2N1303*	K	3	20	10	20	150	30
2N1304**	K	5	40	10	20	150	25
2N1305**	K	5	40	10	20	150	30
2N1306**	K	10	60	10	20	120	25
2N1307*	K	10	60	10	20	150	30
2N1308**	K	15	80	10	20	150	25
2N1309*	K	15	80	10	20	150	30
2N1384	L	20†	20	200	240	30
2N1505*	K	4	24	24	20	150	25
2N1605A*	K	4	24	24	20	200	40
2N1683	K	50†	50	10	12	150	13
2N1853*	K	30	6	150	18
2N1854*	K	40†	40	20	12	150	18
40269	K	4	50	12	150	25

*NPN. †Typical. ‡Minimum fr. *MIL type also available.



RCA Semiconductor Products



GERMANIUM PNP TRANSISTORS HIGH-SPEED COMPUTER SWITCHING

RCA Type	Fig.	Typ. ft Mc	Min. hFE at IC		Maximum		
			hFE	mA	Cob pF	PT mW	VCB V
2N705	K	300	25	10	5	150	15
2N710	J	300	25	10	5	150	15
2N711	J	200	20	10	5	150	12
2N955*	J	1000	30	30	6	150	12
2N955A*	J	1000	30	30	6	150	12

*NPN.

MEDIUM-POWER SWITCHING

PT at 25° C.

RCA Type	Fig.	Max. PT W	Minimum			Maximum VCE (sat.) at IC		Min. f _{hfb} Mc
			VCB V	hFE at IC	A	V	A	
2N1183*	F	7.5	45	20	0.4	0.5	0.4	0.5
2N1183A*	F	7.5	60	20	0.4	0.5	0.4	0.5
2N1183B*	F	7.5	80	20	0.4	0.5	0.4	0.5
2N1184*	F	7.5	45	40	0.4	0.5	0.4	0.5
2N1184A*	F	7.5	60	40	0.4	0.5	0.4	0.5
2N1184B*	F	7.5	80	40	0.4	0.5	0.4	0.5
2N1905	D	50	40*	5	1	1	1	7.5†
2N1906	D	50	40*	75	5	1	5	7.5†
2N2869	D	30	50	50	1	0.75	10	0.45†
2N2870	D	30	50	50	1	0.75	10	0.45†

*BVCEO. †Typical ft, Mc. *MIL type also available.

HIGH-POWER SWITCHING

PT at 25° C.

RCA Type	Fig.	Max. PT W	Minimum			Maximum VCE (sat.) at IC		Typ. f _{hfb} kc
			VCBV V	hFE at IC	A	V	A	
2N173	C	150	60	35	5	0.7	12	10
2N174*	C	150	60	25	5	0.7	12	10
2N277	C	150	40	35	5	0.7	12	10
2N278	C	150	50	35	5	0.7	12	10
2N441	C	150	40	20	5	0.7	12	10
2N442	C	150	50	20	5	0.7	12	10
2N443	C	150	60	20	5	0.7	12	10
2N1099	C	150	80	35	5	0.3	12	10
2N1100	C	150	100	25	5	0.3	12	10
2N1358	C	150	80	25	0.5	0.7	12	100
2N1412*	C	150	100	25	0.5	0.7	12	10

*MIL type also available.

GERMANIUM COMPENSATING DIODE

RCA Type 1N2326—VR = 1.0 volt maximum. IF = 100 mA maximum. EFW = 135 mV at 25° C.

SILICON NPN TRANSISTORS SMALL SIGNAL (CLASS A)

PT at 25° C.

RCA Type	Fig.	Maximum			Min. h _{fe} at IC		Max. ICBO μA	Min. Ft. Mc
		PT W	VCB V	IC A	h _{fe}	A		
2N718A	J	1.8	75	35	5	0.01	100*
2N720A	J	1.8	120	30	1.0	0.01	100*
2N2102	K	5.0	120	1	40	1	0.002	120
2N2270	K	5.0	60	1	30	5	0.1	100
2N2405	K	5.0	120	1	30	1	0.01	120
2N2895	J	1.8	120	1	50	5	0.002	120
2N2896	J	1.8	140	1	50	5	0.01	120
2N2897	J	1.8	60	1	50	5	0.05	100
2N2898	M	1.8	120	1	50	5	0.002	120
2N2899	M	1.8	140	1	50	5	0.01	120
2N2900	M	1.8	60	1	50	5	0.05	100
2N3053	K	5.0	60	0.7	5	50	0.25	100
2N3241	N	500†	30	100	150*	10	0.1	60*
2N3242	N	500†	30	200	150*	10	0.01	60*
40084	J	1.8	60	1	5	50	0.25	100
40321	N	500†	18	100	80*	2	0.5	60*
40322	N	500†	18	100	175*	2	0.5	60*
40233	N	500†	18	100	175*	2	0.25	60*
40234	N	500†	18	100	80*	2	0.25	60*

*Typical. †mW.

LARGE SIGNAL (CLASS A AND B)

RCA Type	Fig.	Maximum			Minimum hFE at IC		Max. ICBO μA	Typ. Ft. Mc
		PT W	VCB V	IC A	hFE	A		
2N699	K	2	120	40	0.15	2	50
2N1479*	K	5	60	1.5	20	0.2	10
2N1480*	K	5	100	1.5	20	0.2	10
2N1481*	K	5	60	1.5	35	0.2	10
2N1482*	K	5	100	1.5	35	0.2	10
2N1483*	F	25	60	3	20	0.75	15
2N1484*	F	25	100	3	20	0.75	15
2N1485*	F	25	60	3	35	0.75	15
2N1486*	F	25	100	3	35	0.75	15
2N1487*	D	75	40	6	15	1.5	25
2N1488*	D	75	55	6	15	1.5	25
2N1489*	D	75	40	6	25	1.5	25
2N1490*	D	75	55	6	25	1.5	25
2N1511*	C	75	40	6	15	1.5	25
2N1512*	C	75	55	6	15	1.5	25
2N1513*	C	75	40	6.0	25	1.5	25
2N1514*	C	75	55	6.0	25	1.5	25
2N1700	K	5	60	1	20	0.1	75
2N1701	F	25	60	2.5	20	0.3	100
2N1702	D	75	40	5	15	0.8	200
2N1703	C	75	40	5	15	0.8	200
2N1711	K	3	75	1.0	100	0.15	0.01	70†
2N1768	O	40	40	3.5	35	0.75	15
2N1769	O	40	55	3.5	35	0.7	15
2N2015*	C	150	50	10	15	5	50
2N2016*	C	150	65	10	15	5	50
2N2338	C	150	40	7.5	15	3	200
2N2339	O	40	40	2.5	20	0.3	100
2N3054	D	115	60	15	20	4	1.0	0.5
2N3055	D	115	60	15	20	4	1.0	0.5
2N3263	P	75	90	25	25	15	4 mA	20†
2N3264	P	75	60	25	20	15	10 mA	20†
2N3265	R	125	90	25	25	15	4 mA	20†
2N3266	R	125	60	25	20	15	10 mA	20†
2N3442	D	117	140	10	5	5 mA
2N3583	D	15	250	2	40	0.1	10 mA	10†
2N3584	D	7.5	375	2	40	0.1	5 mA	10†
2N3585	D	5	500	2	40	0.1	5 mA	10†
40084	J	1.8	60	1.0	50	0.15	0.25	100†
40250	D	29	40†	4	25	1.5	1
40251	D	29	40†	15	15	8	5 mA
40264	S	4	300	0.05	60§	0.1	100	25
40309	K	5	18†	0.7	70	0.05	0.25	100
40310	D	29	35†	4	20	1.0	10	0.75
40311	K	5	30†	0.7	70	0.05	0.25	100
40312	D	29	60	4	20	1.0	10	0.75
40313	D	35	300	2	40	0.1	5 mA
40314	K	5	40†	0.7	35	0.01	0.25	100
40315	K	5	35†	0.7	70	0.05	0.25	100
40316	D	29	40	4	20	1.0	10	0.75
40317	K	5	40†	0.7	40	0.01	0.25	100
40318	D	35	300	2	50	0.5
40319*	K	5	40	0.7	35	0.2	0.25	0.75
40320	K	5	40†	0.7	40	0.01	0.25
40321	K	5	300†	1	25	0.02	100
40322	D	35	300	2	75	0.5
40323	K	5	18†	0.7	70	0.05	0.25	100
40324	D	29	35	4	20	1.0	10	0.75
40325	D	117	35	15	12	8	5 mA
40326	K	5	40†	0.7	40	0.01	0.25
40327	K	5	300†	1	40	0.01	5
40328	D	35	300	2	20	0.2

*NPN. †Minimum. ‡VCBO (max.). §Typical. *MIL type available.

UHF-VHF SMALL SIGNAL

RCA Type	Fig.	Typ. G _p at Operating Frequency		Min. Ft. Mc	Typical h _{fe} at IC		Max. VCB V
		Mc	db		h _{fe}	mA	
2N917	T	200	11.5	500	30
2N918	T	200	18	600	30
2N2708*	T	200	12.5*	7.5†	700	30*	2
2N2857	T	450	12.5*	4	1000	50*	2
2N3478	N	470	12	5	900†	9.0	2
2N3600	T	200	17*	4.5†	850	40*	2
40242	T	100	38.5	2.5	35
40294
40296
40295

*Minimum. †Typical. ‡Maximum. *MIL type also available.



RCA Semiconductor Products

SILICON NPN TRANSISTORS

MEDIUM-POWER SWITCHING

RCA Type	Fig.	Max. P _T W	Minimum			Maximum V _{CE(sat.)} at IC		Min. f _T Mc		
			V _{CE} V	V _{CE(sat.)} V	h _{FE} at IC	V	A			
2N697	K	2	40	40	0.15	1.5	0.15	100†	
2N718A	J	1.8	50	40	0.15	1.2	0.05	60	
2N720A	J	1.8	100	80	0.15	1.5	0.15	50	
2N1479*	K	5	60	40	0.2	1.4	0.2	1.5†	
2N1480*	K	5	100	40	0.2	1.4	0.2	1.5†	
2N1481*	K	5	60	35	0.2	1.4	0.2	1.5†	
2N1482*	K	5	100	35	0.2	1.4	0.2	1.5†	
2N1483*	F	25	60	20	0.75	2	0.75	1.25†	
2N1484*	F	25	100	20	0.75	2	0.75	1.25†	
2N1485*	F	25	60	40	0.75	0.75	0.75	1.25†	
2N1486*	F	25	100	35	0.75	0.75	0.75	1.25†	
2N1613	K	3	50	35	0.1	1.5	0.15	60	
2N1700	K	5	60	20	0.1	1.0	0.1	
2N1701	F	25	60	20	0.3	1.5	0.3	
2N1768	O	40	60	35	0.75	0.75	0.75	1.25†	
2N1769	O	40	100	35	0.75	0.75	0.75	1.25†	
2N1893	K	3	80	40	0.15	1.2	0.05	50	
2N2102	K	5	80	65	0.15	0.5	0.15	60	
2N2270	K	5	60	45	0.001	0.9	0.15	60	
2N2359	O	40	60	40	0.3	1.5	3	
2N2405	K	5	90	90	20	0.15	0.2	0.05	120
2N3053/40053	K	5	60	40	50	1.5	1.4	0.15	100
2N3054	D	25	90	55	20	0.5	1.0	0.5	1.2
2N3119	K	4	100	80	40	0.1	0.5	0.1	250
2N3230	X	25	80	60	2000	2	2	2	40
2N3231	X	20	100	80	2000	2	2	2	40
2N3262	H*	8.75	100	80	40	0.5	0.6	1
2N3439	K	5	250	40	0.02	0.5	0.02	20
2N3440	K	5	350	40	0.02	0.5	0.02	20
2N3441	D	25	160	140	20	0.5	1	0.5
2N3583	D	35	175	10	10
2N3584	D	35	250	25	0.75	1	1	10
2N3585	D	35	300	25	0.75	1	1	10
40082	H*	5	60
40250	D	29	50	40	25	1.5	1.5	1.5
40255	W	10	350	40	0.02	0.5	0.05	20
40256	W	10	250	40	0.02	0.5	0.05	20

IF, RF AND VIDEO AMPLIFIER

RCA Type	Fig.	Typ. G _p at Operating Frequency	Max. V _{CB} V	RCA Type	Fig.	Typ. G _p at Operating Frequency	Max. V _{CB} V
40080	H†	27	0.1*	40245	N	10.7	33.2
40081	H†	27	0.4*	40246	N	10.7	33.2
40082	H†	27	3.0*				

OSCILLATOR AND MIXER

RCA Type	Fig.	Min. P _o at Operating Frequency	Typ. f _t Mc	Maximum V _{CB} V	PT W				
40243	N	100	37.6	35	140244	N	120	†	35

*P_o minimum watts. †Local oscillator service. ‡Three leads.

UHF-VHF LARGE SIGNAL

RCA Type	Fig.	Min. P _o at Operating Frequency	Typ. f _t Mc	Maximum V _{CB} V	PT W
2N699	K	50*	120	2
2N1491	H†	70	0.01†	180*	30
2N1492	H†	70	0.1†	180*	60
2N1493*	H†	70	0.5†	180*	100
2N2631	H†	50	7.5	200	80
2N2876	U	50	10	200	80
2N3118	K	50	1	250
2N3229	U	50	15	200	105
2N3375	U	400	3	500	65
2N3553	H†	260	2.5†	500	65
2N3632	U	260	10†	400	65
2N3733	U	400	10	400	65
40279	K	400	3	500	65
40280	H†	175	1	550	36
40281	U	175	4	400	36
40282	U	175	12	350	36
40290	H†	135	2	500
40291	U	135	2	500
40292	U	135	6	300
40305
40306
40307
40330	H†	136	3
40331	U	136	3
40332	U	136	8

*Minimum. †Typical. ‡Three leads. *MIL type also available.

HIGH-SPEED COMPUTER SWITCHING

RCA Type	Fig.	Minimum		Maximum			
		f _T Mc	h _{FE} at IC	C _{ob} pF	P _T mW	V _{CB} V	
2N706	J	200	20	10	6	300	25
2N706A	J	200	20	10	300	25
2N708	J	30	10	6	360	40
2N709	J	600	15	30	3	300	15
2N834	J	350	25	10	4	300	30*
2N914	J	300	30	10	6	360	40
2N1708	M	200	20	10	6	300	25
2N2205	J	200	20	10	6	300	25
2N2206	M	200	40	10	6	300	25
2N2475	J	600	20	3	30	300	15
2N2476	K	250	20	150	10	600	60
2N2477	K	250	40	150	10	600	60
2N2938	V	600	25	10	4	300	25
2N3261	V	600	40	10	3.5	1000	40
2N3512	K	375	10	500	10	800	40
40217	V
40218	V
40219	V
40220	V
40221	V
40222	V
40283	M	375	10	500	10	400	60

*V_{CE(s)}.

DIFFERENTIAL AND OPERATIONAL AMPLIFIER

RCA Type	Fig.	Max. P _T W	Minimum			Maximum V _{CE(sat.)} at IC		Min. f _T Mc		
			V _{CE} V	V _{CE(sat.)} V	h _{FE} at IC	V	A			
2N1613	K	3	80	35	0.01	1.5	0.15	60	
2N2102	K	5	80	35	0.01	0.5	0.15	60	
2N2270	K	5	60	35	0.001	0.4	0.15	60	
2N3439	K	5	350	40	0.02	0.5	0.02	20
2N3440	K	5	250	40	0.02	0.5	0.02	20
40255	W	10	35	40	0.02	0.5	0.02	20
40256	W	10	250	40	0.02	0.5	0.02	20

SILICON FIELD-EFFECT TRANSISTORS

Insulated-gate, N-channel depletion types. Ratings at 85° C max.

RCA Type	Fig.	Maximum			Typical			Maximum		
		V _{DS} V	I _D mA	P _T mW	R _{iss} Ohms	g _{fs} μmhos	I _{DS off} pA	C _{iss} pF	C _{iss} pF	
3N98	T	32	15	150	10 ¹³	1500	50	0.5	7.0	
3N99	T	32	15	150	10 ¹³	2000	50	0.5	7.0	

HIGH-POWER SWITCHING

RCA Type	Fig.	IP = Tot. %	Min. IP/I _v	Max. C pF	RCA Type	Fig.	IP = Tot. %	Min. IP/I _v	Max. C pF
2N1487*	D	75	60	40	15	1.5	3	1.5	1†
2N1488*	D	75	100	55	15	1.5	3	1.5	1†
2N1489*	D	75	60	40	25	1.5	3	1.5	1†
2N1490*	D	75	100	55	25	1.5	3	1.5	1†
2N1511*	C	75	60	40	15	1.5	3	1.5	1†
2N1512*	C	75	100	55	15	1.5	3	1.5	1†
2N1513*	C	75	60	40	25	1.5	1	1.5	1†
2N1514*	C	75	100	55	25	1.5	1	1.5	1†
2N1702	D	75	60	40	15	0.8	3.2	0.8
2N1703	C	75	60	40	15	0.8	3.2	0.8
2N2015*	C	150	100	50	15	5.0	1.25	5	25†
2N2016*	C	150	130	65	15	5.0	1.25	5	25†
2N2338	C	150	60	40	15	3.0	1.5	3
2N3055	D	115	100	60	20	4.0	1.1	4	0.7
2N3263	P	84	80	60	25	15	0.75	15	20
2N3264	P	84	120	60	20	15	1.2	15	20
2N3265	P	125	150	90	25	15	0.75	15	20
2N3266	R	125	120	60	20	15	1.2	15	20
2N3442	D	117	160	140	1.0	0.3	0.8†
40251	D	117	50	40	15	8.0	1.5	8	0.5†

*At 25° C. †Typical. ‡Typical f_{th}. §V_{CE0}. ¶V_{CE}. *Three leads. **Two transistors and a diode internally connected to form a Darlington circuit. †h_{FE}, kc. *MIL type also available.

TUNNEL DIODES (FIG. Y)

For switching and microwave applications. Germanium epitaxial except as otherwise noted.

RCA Type	IP = Tot. %	Min. IP/I _v	Max. C pF	RCA Type	IP = Tot. %	Min. IP/I _v	Max. C pF
1N3128	0.005	5	8:1	15	0.01	5	8:1
1N3129	0.02	5	8:1	20	0.02	5	8:1
1N3130	0.05	5	8:1	25	0.05	5	8:1
1N3247	0.005	10	6:1	25	0.05	5	12:1
1N3848	0.01	10	6:1	25	0.05	10	10:1
1N3849	0.02	10	6:1	30	0.06*	0.02	5
1N3850	0.05	10	6:1	40	0.06*	0.02	10
1N3851	0.1	10	6:1	40	0.06*	0.01	5
1N3852	0.005	5	8:1	15	0.06*	0.01	10
1N3853	0.01	5	8:1	15	0.06*	0.005	5
1N3854	0.02	5	8:1	20	0.06*	0.005	10
1N3855	0.05	5	8:1	25	0.06*	0.2	10
1N3856	0.1	5	8:1	25	0.077	0.001	10
1N3857	0.005	5	8:1	8	0.077	0.001	10

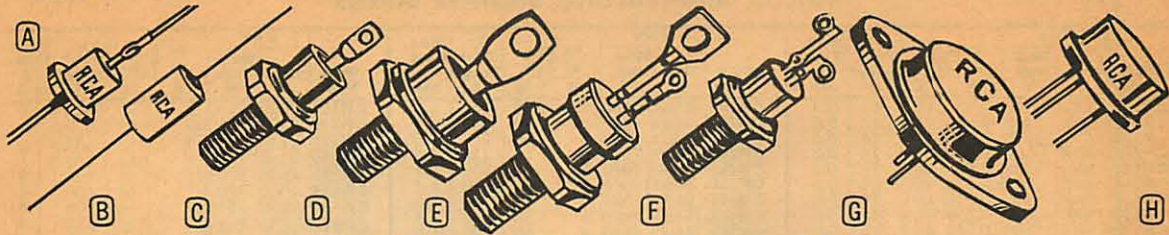
*Gallium-arsenide alloy.

TUNNEL RECTIFIERS (FIG. Y)

RCA Type	Maximum IP mA	IR* mV	Min. V _F V	Max. C pF	RCA Type	Maximum IP mA	IR* mV	Min. V _F V	Max. C pF
1N3861†	1.0	170	400	6	40055	0.5	350	950	6
1N3862†	1.0	150	420	4	40056	1.0	225	950	6
1N3863†	0.5	150	435	4	40057	0.5	275	950	6
40054	1.0	300	950	6					



RCA Semiconductor Products



SILICON DIFFUSED-JUNCTION RECTIFIERS

All ratings given are maximum. If average rating given is with resistive or inductive load.

CONSUMER-PRODUCT AND INDUSTRIAL

RCA Type	Fig.	PRV V	IF Avg. at TFA		IF Peak		EFWD V	Dyn. Ir mA
			A	°C	Rep. A	Surge A		
1N2858A	A	50	0.75*	75	40	1.2	0.4
1N2859A	A	100	0.75*	75	40	1.2	0.4
1N2860A	A	200	0.75*	75	40	1.2	0.4
1N2861A	A	300	0.75*	75	40	1.2	0.3
1N2862A	A	400	0.75*	75	40	1.2	0.3
1N2863A	A	500	0.75*	75	40	1.2	0.3
1N2864A	A	600	0.75*	75	40	1.2	0.3
1N3193	B	200	0.75*	75	6§	35§	1.2	0.2
1N3194	B	400	0.75*	75	6§	35§	1.2	0.2
1N3195	B	600	0.75*	75	6§	35§	1.2	0.2
1N3196	B	800	0.5†	75	5§	35§	1.2	0.2
1N3253	Insulated version of 1N3193							
1N3254	Insulated version of 1N3194							
1N3255	Insulated version of 1N3195							
1N3256	Insulated version of 1N3196							
1N3563	B	1000	0.4†	75	4.3	35§	1.2	0.2
1N3754#	B*	100	0.125	65	1.3	30	1	0.3
1N3755#	B*	200	0.125	65	1.3	30	1	0.3
1N3756#	B*	400	0.125	65	1.3	30	1	0.3
40265#	B*	400	0.125	65	1.3	30	1	-0.4

TV AND RADIO RECEIVER

RCA Type	Fig.	PRV V	IF Avg. at TFA	IF Peak	EFWD V	Dyn. Ir mA		
			A	°C	Rep. A	Surge A		
1N1763A	A	400	0.75	75	5	35	3	0.1*
1N1764A	A	500	0.75	75	5	35	3	0.1*
40266	A	100	2§	105	10	35	3	-10
40267	A	200	2§	105	10	35	3	-10

MIL AND INDUSTRIAL

RCA Type	Fig.	PRV V	IF Avg. at TFA	IF Peak	EFWD V	Dyn. Ir mA	Notes	
			A	°C	Rep. A	Surge A		
1N440B	A	100	0.75	50	3.5	15	1.5	0.3 μA*
1N441B	A	200	0.75	50	3.5	15	1.5	0.75 μA*
1N442B	A	300	0.75	50	3.5	15	1.5	1 μA*
1N443B	A	400	0.75	50	3.5	15	1.5	1.5 μA*
1N444B	A	500	0.65	50	3.5	15	1.5	1.75 μA*
1N445B	A	600	0.65	50	3.5	15	1.5	2 μA*
1N536	A	50	0.75	50	15	1.1	5 μA*
1N537	A	100	0.75	50	15	1.1	5 μA*
1N538*	A	200	0.75	50	15	1.1	5 μA*
1N539	A	300	0.75	50	15	1.1	5 μA*
1N540*	A	400	0.75	50	15	1.1	5 μA*
1N547*	A	600	0.75	50	15	1.2	5 μA*
1N1095	A	500	0.75	50	15	1.2	5 μA*

With capacitive load: *0.5 A; †0.4 A; ‡0.3 A. §With capacitive load. #Consumer-product application only. *Static characteristic. #Single ended. *MIL type also available.

MIL AND INDUSTRIAL STUD MOUNT (FIG. D)

If and PRV maximum ratings with resistive or inductive load. USAFN1199 thru USAFN1206 (no suffix A) also available.

RCA Type	PRV V	IF Avg. at TFA		IF Peak		EFWD V	Dyn. Ir mA
		A	°C	Rep. A	Surge A		
1N1199A, RA	50	12	150	50	240	0.55	3
1N1200A, RA	100	12	150	50	240	0.55	2.5
1N1202A, RA	200	12	150	50	240	0.55	2
1N1203A, RA	300	12	150	50	240	0.55	1.75
1N1204A, RA	400	12	150	50	240	0.55	1.5
1N1205A, RA	500	12	150	50	240	0.55	1.25
1N1206A, RA	600	12	150	50	240	0.55	1
1N1341B, RB	50	6	150	25	160	0.65	0.45
1N1342B, RB	100	6	150	25	160	0.65	0.45
1N1344B, RB	200	6	150	25	160	0.65	0.45
1N1345B, RB	300	6	150	25	160	0.65	0.45
1N1346B, RB	400	6	150	25	160	0.65	0.45
1N1347B, RB	500	6	150	25	160	0.65	0.45
1N1348B, RB	600	6	150	25	160	0.65	0.45
1N1612, R	50	5	135	15	1.5	1
1N1613, R	100	5	135	15	1.5	1
1N1614, R	200	5	135	15	1.5	1
1N1615, R	400	5	135	15	1.5	1
1N1616, R	600	5	135	15	1.5	1
40108, R	50	10	150	40	140	0.60	2.0
40109, R	100	10	150	40	140	0.60	2.0
40110, R	200	10	150	40	140	0.60	1.5
40111, R	300	10	150	40	140	0.60	1.5
40112, R	400	10	150	40	140	0.60	1.0
40113, R	500	10	150	40	140	0.60	0.85
40114, R	600	10	150	40	140	0.60	0.75
40115, R	800	10	150	40	140	0.60	0.65
40116, R	1000	10	150	40	140	0.60	0.50

MIL AND INDUSTRIAL STUD MOUNT (FIG. D)

If and PRV maximum ratings with resistive or inductive load. USAFN249B, USAFN250B and USAFN1183 thru USAFN1190 (no suffix A) also available.

RCA Type	PRV V	IF Avg. at TC		IF Peak		EFWD V	Dyn. Ir mA
		A	°C	Rep. A	Surge A		
1N248C, RC	55	20	150	90	350	0.6	3.8
1N249C, RC	110	20	150	90	350	0.6	3.6
1N250C, RC	220	20	150	90	350	0.6	3.4
1N1183A, RA	50	40	150	195	800	0.65	2.5
1N1184A, RA	100	40	150	195	800	0.65	2.5
1N1186A, RA	200	40	150	195	800	0.65	2.5
1N1187A, RA	300	40	150	195	800	0.65	2.5
1N1188A, RA	400	40	150	195	800	0.65	2.2
1N1189A, RA	500	40	150	195	800	0.65	2
1N1190A, RA	600	40	150	195	800	0.65	1.8
1N1195A, RA	300	20	150	90	350	0.6	3.2
1N1196A, RA	400	20	150	90	350	0.6	2.5
1N1197A, RA	500	20	150	90	350	0.6	2.2
1N1198A, RA	600	20	150	90	350	0.6	1.5
40208, R	50	18	150	72	250	0.65	3.0
40209, R	100	18	150	72	250	0.65	3.0
40210, R	200	18	150	72	250	0.65	2.5
40211, R	300	18	150	72	250	0.65	2.5
40212, R	400	18	150	72	250	0.65	2.0
40213, R	500	18	150	72	250	0.65	1.75
40214, R	600	18	150	72	250	0.65	1.5

SILICON CONTROLLED RECTIFIERS

For military and industrial applications. All ratings given are max.

RCA Type	Fig.	IFRMS at TC		VRM		VF BOM Rep. V	IFM Surge A	VGT V	IGT DC mA
		A	°C	Non-rep. V	Rep. V				
2N681	E	25	65	35	25	25	150	3	25
2N682	E	25	65	75	50	50	150	3	25
2N683	E	25	65	150	100	100	150	3	25
2N684	E	25	65	225	150	150	150	3	25
2N685	E	25	65	300	200	200	150	3	25
2N686	E	25	65	350	250	250	150	3	25
2N687	E	25	65	400	300	300	150	3	25
2N688	E	25	65	500	400	400	150	3	25
2N689	E	25	65	600	500	500	150	3	25
2N690	E	25	65	720	600	600	150	3	25
2N1770	F	7.4	60	35	25	600	60	2	15
2N1771	F	7.4	60	75	50	600	60	2	15
2N1772	F	7.4	60	150	100	600	60	2	15
2N1773	F	7.4	60	225	150	600	60	2	15
2N1774	F	7.4	60	300	200	600	60	2	15
2N1775	F	7.4	60	350	250	600	60	2	15
2N1776	F	7.4	60	400	300	600	60	2	15
2N1777	F	7.4	60	500	400	600	60	2	15
2N1778	F	7.4	60	600	500	600	60	2	15
2N1842A	E	16	80	35	25	25	125	3.5	45
2N1843A	E	16	80	75	50	50	125	3.5	45
2N1844A	E	16	80	150	100	100	125	3.5	45
2N1845A	E	16	80	225	150	150	125	3.5	45
2N1846A	E	16	80	300	200	200	125	3.5	45
2N1847A	E	16	80	350	250	250	125	3.5	45
2N1848A	E	16	80	400	300	300	125	3.5	45
2N1849A	E	16	80	500	400	400	125	3.5	45
2N1850A	E	16	80	600	500	500	125	3.5	45
2N3228	G	5	75	330	200	600	60	2	15
2N3525	G	5	75	660	400	600	60	2	15
2N3528	H	2	25*	330	200	600	60	2	15
2N3529	H	2	25*	660	400	600	60	2	15
2N3668	G	12.5	80	150	100	600	200	2	40
2N3669	G	12.5	80	330	200	600	200	2	40
2N3670	G	12.5	80	660	400	600	200	2	40
40216	E	900†	65	720	600

*At TFA. †Pulsed.

RECTIFIER BRIDGES

RCA Type	Average DC Output		Rms Supply V	RCA Type	Average DC Output		Rms Supply V
	A	V			A	V	
CR401	18	200	222	CR409	70	400	888
CR402	18	400	444	CR501	24	300	222
CR403	18	800	888	CR502	24	600	444
CR404	34	200	222	CR503	46	300	222
CR405	34	400	444	CR504	46	600	444
CR406	34	800	888	CR505	92	300	222
CR407	70	200	222	CR506	92	600	444
CR408	70	400	444				



RCA Semiconductors, Pricing

SILICON HIGH-VOLTAGE RECTIFIER STACKS

RCA Type	PRV		IF Avg. at TFA A °C	IF Peak Surge A	Max. Dyn. In. mA	RCA Type	PRV		IF Avg. at TFA A °C	IF Peak Surge A	Max. Dyn. In. mA	RCA Type	PRV		IF Avg. at TFA A °C	IF Peak Surge A	Max. Dyn. In. mA			
	Rep.-v	Non-rep.-v					Rep.-v	Non-rep.-v					Rep.-v	Non-rep.-v				Rep.-v	Non-rep.-v	
CR101	1200	1440	0.85	60	15	0.3	CR301	2400	2880	5	50	250	1.5	CR324	6000	7200	12	50	400	1.5
CR102	2000	2400	0.825	60	15	0.3	CR302	3600	4320	5	50	250	1.5	CR325	7200	8640	12	50	400	1.5
CR103	3000	3600	0.725	60	15	0.3	CR303	4800	5760	5	50	250	1.5	CR331	2400	2880	17	50	400	1.5
CR104	4000	4800	0.625	60	15	0.3	CR304	6000	7200	5	50	250	1.5	CR332	3600	4320	17	50	400	1.5
CR105	5000	6000	0.625	60	15	0.3	CR305	7200	8640	5	50	250	1.5	CR333	4800	5760	17	50	400	1.5
CR106	6000	7200	0.575	60	15	0.3	CR306	8400	10080	5	50	250	1.5	CR334	6000	7200	17	50	400	1.5
CR107	7000	8400	0.550	60	15	0.3	CR307	9600	11520	5	50	250	1.5	CR335	7200	8640	17	50	400	1.5
CR108	8000	9600	0.550	60	15	0.3	CR311	2400	2880	9	50	250	1.5	CR341	2400	2880	23	50	850	1.5
CR109	9000	10800	0.550	60	15	0.3	CR312	3600	4320	9	50	250	1.5	CR342	3600	4320	23	50	850	1.5
CR110	10000	12000	0.550	60	15	0.3	CR313	4800	5760	9	50	250	1.5	CR343	4800	5760	23	50	850	1.5
CR201	1500	1800	0.3	60	9	0.1	CR314	6000	7200	9	50	250	1.5	CR344	6000	7200	23	50	850	1.5
CR202	3000	3600	0.3	60	9	0.1	CR315	7200	8640	9	50	250	1.5	CR351	2400	2880	35	50	850	1.5
CR204	4500	5400	0.3	60	9	0.1	CR316	8400	10080	9	50	250	1.5	CR352	3600	4320	35	50	850	1.5
CR206	6000	7200	0.3	60	9	0.1	CR317	9600	11520	9	50	250	1.5	CR353	4800	5760	35	50	850	1.5
CR208	8000	9600	0.3	60	9	0.1	CR321	2400	2880	12	50	400	1.5	CR354	6000	7200	35	50	850	1.5
CR210	10000	12000	0.3	60	9	0.1	CR322	3600	4320	12	50	400	1.5							
CR212	12000	14400	0.3	60	9	0.1	CR323	4800	5760	12	50	400	1.5							

TRANSISTOR AND TUNNEL DIODE MANUALS

RCA No. SC-11 Transistor Manual—Invaluable for technician, engineer, student or hobbyist. Detailed data on 373 semiconductor devices: Transistors, silicon rectifiers and tunnel diodes. Basic theory in easy-to-grasp style. Representative transistor **\$1.50** circuits. 304 pages. Only

tors, silicon rectifiers and semiconductor diodes. Loose leaf format kept up to date by periodic mailings. Only. **\$10.00**

RCA No. TD-30 Tunnel Diode Manual—The industry's most up-to-date reference on tunnel diode theory and applications. Especially for circuit designers, nine chapters cover theory, device characteristics, circuit diagrams and detailed design data. Only **\$1.50**

RCA No. HB-10 Semiconductor Products Handbook—Industry's most complete source for semiconductor devices including transis-

DIODES, TRANSISTORS AND RECTIFIERS PRICING

RCA Type	Net Ea., Lots of		RCA Type	Net Ea., Lots of		RCA Type	Net Ea., Lots of		RCA Type	Net Ea., Lots of	
	1-99	100-999		1-99	100-999		1-99	100-999		1-99	100-999
1N248C, RC	\$ 1.65	\$1.14	1N1763A	\$ 0.42	\$0.29	2N371	\$ 0.80	\$0.55	2N955A	\$ 4.82	\$3.33
1N249B, RC	2.89	2.00	1N1764A	.58	.40	2N372	.80	.55	2N1010	2.89	2.00
1N249C, RC	2.06	1.43	1N1765A	6.11	4.22	2N376	1.88	1.30	2N1023	2.72	1.88
1N250B, RC	3.55	2.45	1N2326	.50	.35	2N384	1.65	1.14	2N1066	1.98	1.37
1N250C, RC	2.72	1.88	1N2858A	.37	.25	JAN2N384	3.30	2.28	2N1090	1.11	.77
1N440B	.66	.46	1N2859A	.38	.27	2N388	.60	.41	2N1091	1.41	.97
1N441B	.70	.48	1N2860A	.40	.28	JAN2N388	.61	.42	2N1092	10.75	7.40
1N442B	.80	.55	1N2861A	.43	.30	2N388A	1.04	.72	2N1099	4.31	2.98
1N443B	.98	.68	1N2862A	.61	.43	2N395	.50	.35	2N1100	5.02	3.47
1N444B	1.06	.73	1N2863A	.66	.46	2N396	.61	.43	2N1177	.83	.57
1N445B	1.42	.98	1N2864A	.83	.57	2N396A	.61	.43	2N1178	.81	.56
1N536	.45	.31	1N3248	6.35	4.39	2N397	1.11	.77	2N1179	.81	.56
1N537	.50	.35	1N3249	7.59	5.24	2N398	1.33	.98	2N1180	1.68	.47
1N538	.53	.37	1N3330	8.17	5.64	USN2N398	1.27	.88	2N1183	1.82	1.25
JAN1N538	.38	.27	1N3193	.35	.24	2N398A	1.24	.86	USA2N1183	2.64	1.82
1N539	.60	.41	1N3194	.38	.27	2N398B	1.44	1.00	2N1183A	2.31	1.60
1N540	.68	.47	1N3195	.66	.46	2N404	.47	.32	USA2N1183A	3.30	2.28
JAN1N540	1.23	.85	1N3196	.91	.63	JAN2N404	.50	.35	2N1183B	2.89	2.00
1N547	.96	.67	1N3253	.40	.28	2N404A	.75	.52	USA2N1183B	3.88	2.68
JAN1N547	.73	.51	1N3254	.45	.31	3907/2N404	1.08	.75	2N1184	2.48	1.71
1N1095	.88	.61	1N3255	.70	.48	2N405	.37	.25	USA2N1184	3.71	2.57
USAFIN1183	3.30	2.28	1N3256	.94	.65	2N406	.33	.23	2N1184A, R	2.81	1.94
1N1183A, RA	2.15	1.48	1N3263	1.65	1.14	2N407	.42	.29	USA2N1184A	4.04	2.79
USAFIN1184	3.75	2.59	1N3754A	.32	.22	2N408	.38	.27	2N1184B	4.13	2.85
1N1184A, RA	2.48	1.71	1N3755	.32	.22	2N409	.43	.30	USA2N1184B	5.36	3.71
USAFIN1185	4.79	3.31	1N3756	.35	.24	2N410	.40	.28	2N1224	1.24	.86
USAFIN1186	5.20	3.59	1N3847	4.95	3.42	2N411	.47	.32	USA2N1224	1.41	.97
1N1186A, RA	3.55	2.45	1N3848	4.95	3.42	2N412	.43	.30	2N1225	1.41	.97
USAFIN1187	6.60	4.56	1N3849	4.95	3.42	USA2N412	.42	.29	USA2N1225	1.57	1.09
1N1187A, RA	4.95	3.42	1N3850	4.95	3.42	2N413	2.23	1.54	2N1226	1.49	1.03
USAFIN1188	7.84	5.42	1N3851	4.95	3.42	2N414	2.31	1.60	2N1285	1.72	1.19
1N1188A, RA	6.19	4.28	1N3852	6.35	4.39	2N443	2.39	1.65	2N1300	.91	.63
USAFIN1189	9.50	6.55	1N3853	5.94	4.10	2N581	.50	.35	2N1301	1.04	.72
1N1189A, RA	7.43	5.13	1N3854	7.59	5.24	2N582	.91	.63	2N1302	.50	.35
USAFIN1190	11.55	8.00	1N3855	8.17	5.64	2N585	.99	.69	JAN2N1302	.52	.36
1N1190A, RA	8.65	6.00	1N3856	8.17	5.64	2N586	1.73	1.20	USN2N1302	.52	.36
1N1195A, RA	3.88	2.68	1N3857	8.58	5.95	2N591	.48	.34	2N1303	.50	.35
1N1196A, RA	4.95	3.42	1N3858	6.52	4.50	2N645	2.64	1.82	JAN2N1303	.52	.36
1N1197A, RA	5.94	4.10	1N3859	8.17	5.64	2N646	1.82	1.25	USN2N1303	.52	.36
1N1198A, RA	7.01	4.85	1N3860	10.73	7.40	2N647	1.08	.75	2N1304	.60	.42
USAFIN1199	1.90	1.31	1N3861	6.19	4.28	2N649	.86	.60	JAN2N1304	.65	.45
1N1199A, RA	1.24	.86	1N3862	7.67	5.30	2N681	3.30	2.28	USN2N1304	.65	.45
1N1200A, RA	1.41	.97	1N3863	9.41	6.50	2N682	4.13	2.85	2N1305	.60	.42
USAFIN1200	2.15	1.48	1N4785	1.65	1.14	2N683	6.19	3.75	JAN2N1305	.65	.45
USAFIN1201	2.64	1.82	2N104	1.65	1.14	2N684	6.35	4.39	USN2N1305	.65	.45
1N1202A, RA	2.48	1.71	2N109	1.60	.41	2N685	6.60	4.56	2N1306	.80	.55
USAFIN1202	3.14	2.17	2N139	1.16	.80	2N686	7.01	4.85	JAN2N1306	.86	.60
1N1203A, RA	3.47	2.39	2N140	1.24	.86	2N687	7.43	5.13	USN2N1306	.86	.60
USAFIN1203	4.29	2.96	2N173	3.75	2.59	2N688	8.65	6.00	2N1307	.80	.55
1N1204A, RA	4.46	3.08	2N174	4.01	2.77	2N689	10.30	7.15	JAN2N1307	.86	.60
USAFIN1204	5.28	3.65	JAN2N174	4.77	3.29	2N690	11.95	8.25	USN2N1307	.86	.60
1N1205A, RA	5.36	3.71	2N175	1.64	1.13	2N697	.81	.56	2N1308	1.08	.75
USAFIN1205	6.19	4.28	2N176	1.31	.79	2N699	1.57	1.09	JAN2N1308	1.16	.80
1N1206A, RA	6.19	4.28	2N215	1.73	1.20	2N705	1.98	1.37	USN2N1308	1.16	.80
USAFIN1206	7.01	4.85	2N217	.52	.36	2N706	.99	.69	2N1309	1.08	.75
1N1341B, RB	1.16	.80	2N218	1.16	.80	2N706A	1.19	.82	JAN2N1309	1.16	.80
1N1342B, RB	1.32	.92	2N219	1.24	.86	2N708	1.32	.92	USN2N1309	1.16	.80
1N1344B, RB	2.15	1.48	2N220	1.52	1.05	2N709	1.65	1.14	2N1356	4.59	3.17
1N1345B, RB	3.05	2.11	JAN2N220	2.06	1.43	2N110	1.73	1.20	2N1384	2.06	1.43
1N1346B, RB	3.96	2.74	2N270	.83	.57	2N711	1.16	.80	2N1395	1.49	1.03
1N1347B, RB	4.79	3.31	2N274	1.24	.86	2N718A	1.08	.75	2N1396	1.65	1.14
1N1348B, RB	5.78	3.99	USA2N274	2.48	1.71	2N720A	1.32	.92	2N1397	2.15	1.48
1N1612, R	1.07	.75	2N277	2.72	1.88	2N834	3.05	2.11	2N1412	5.76	3.98
1N1613, R	1.24	.86	2N278	3.10	2.14	2N914	1.57	1.09	USN2N1412	6.52	4.50
1N1614, R	1.90	1.31	2N307	1.49	1.03	2N917	6.19	4.28	2N1479	2.15	1.48
1N1615, R	3.71	2.57	2N351	1.73	1.20	2N918	7.01	4.85	USA2N1479	2.56	1.77
1N1616, R	5.36	3.71	2N370	.81	.56	2N955	4.31	2.98	2N1480	2.31	1.60

RCA SEMICONDUCTOR PRICING CONTINUED ON FOLLOWING PAGE



RCA Semiconductor Pricing

DIODES, TRANSISTORS AND RECTIFIERS PRICING (CONT'D)

RCA Type	Net Ea., Lots of		RCA Type	Net Ea., Lots of		RCA Type	Net Ea., Lots of		RCA Type	Net Ea., Lots of	
	1-99	100-999		1-99	100-999		1-99	100-999		1-99	100-999
USA2N1480	\$ 2.72	\$ 1.88	2N2631	\$21.45	\$14.80	40115, R	\$ 6.60	\$ 4.56	40295	\$ 14.85	\$ 10.25
2N1481	2.48	1.71	2N2708	5.78	3.99	40116, R	9.50	6.55	40296	48.70	33.65
USA2N1481	2.89	2.00	USA2N2708	7.01	4.85	40208	.99	.69	40299	5.78	3.99
2N1482	3.30	2.28	2N2857	24.75	17.10	40208R	1.19	.83	40305*	24.75	17.10
USA2N1482	3.71	2.57	2N2869/2N301	1.52	1.05	40209, R	1.32	.92	40306*	49.50	34.20
2N1483	2.89	2.00	2N2870/2N301A	3.15	2.18	40210, R	1.78	1.23	40307*	66.00	45.60
USA2N1483	3.71	2.57	2N2876	29.70	20.50	40211, R	2.39	1.65	40309	.70	.48
2N1484	3.63	2.57	2N2895	1.44	.97	40212, R	2.39	2.00	40310	1.21	.84
USA2N1484	4.46	3.08	2N2896	2.06	1.43	40213, R	3.63	2.51	40311	.73	.51
2N1485	4.46	3.08	2N2897	1.16	.80	40214, R	4.21	2.91	40312	1.26	.87
USA2N1485	5.28	3.65	2N2898	2.48	1.71	40216	48.00	33.15	40313	2.23	1.54
2N1486	6.77	4.67	2N2899	3.30	2.28	40217	.99	.69	40314	.78	.54
USA2N1486	7.59	5.24	2N2900	1.90	1.31	40218	1.19	.82	40315	.75	.52
2N1487	4.54	3.14	2N2938	2.15	1.48	40219	1.32	.92	40316	1.21	.84
USA2N1487	5.36	3.71	2N2953	.50	.35	40220	3.05	2.11	40317	.78	.54
2N1488	4.95	3.42	2N3053/40053	.99	.69	40221	1.57	1.09	40318	2.10	1.45
USA2N1488	5.78	3.99	2N3054	2.06	1.43	40222	1.24	.86	40319	1.32	.92
2N1489	7.43	5.13	2N3055	2.89	2.00	40231	.53	.37	40320	.78	.54
USA2N1489	8.25	5.70	2N3119	4.95	3.42	40232	.60	.41	40321	1.24	.86
2N1490	8.25	5.70	2N3118	5.36	3.71	40233	.66	.46	40322	2.15	1.48
USA2N1490	9.08	6.25	2N3228	1.62	1.12	40234	.47	.32	40323	.70	.48
2N1491	4.13	2.85	2N3229	46.20	31.90	40235	.98	.68	40324	1.21	.84
2N1492	6.60	4.56	2N3230	66.00	45.60	40236	.90	.62	40325	2.48	1.71
2N1493	9.90	6.85	2N3231	99.00	68.40	40237	.83	.57	40326	.78	.54
USA2N1493	5.43	3.81	2N3232	.73	.51	40238	.83	.57	40327	1.24	.86
2N1511	8.25	5.70	2N3242	.96	.67	40239	.81	.56	40328	2.19	1.52
USA2N1511	10.31	7.15	2N3261	3.30	2.28	40240	.80	.55	40329	.38	.27
2N1512	9.90	6.85	2N3262	9.90	6.85	40242	.93	.64	40330	16.50	11.40
USA2N1512	11.96	8.25	2N3263	99.00	68.40	40243	.86	.60	40331	33.00	22.80
2N1513	12.40	8.55	2N3264	66.00	45.60	40244	.83	.57	40332	49.50	34.20
USA2N1513	14.44	10.00	2N3265	99.00	68.40	40245	.81	.56	40333	6.60	4.56
2N1514	16.50	11.40	2N3266	66.00	45.60	40246	.80	.55	40334	6.60	4.56
USA2N1514	18.56	12.85	2N3275	23.10	15.95	40250	1.57	1.09	40336	1.82	1.25
2N1524	.40	.28	2N3435	7.43	5.13	40251	2.89	2.00	40337	8.00	5.53
2N1525	.43	.30	2N3439	4.13	2.85	40253	.53	.37	40338	11.55	8.00
2N1526	.42	.29	2N3440	2.06	1.43	40254	.78	.54	40339	14.05	9.70
2N1527	.47	.32	2N3441	2.89	2.00	40255	4.79	3.31	40340	33.00	22.80
2N1605	.99	.69	2N3442	4.95	3.42	40256	2.72	1.88	40341	33.00	22.80
2N1605A	1.26	.87	2N3478	1.90	1.31	40258	.78	.54	40342*	135.00
2N1613	1.08	.77	2N3512	3.71	2.57	40259	14.10	9.75	40343*	145.00
2N1631	.53	.37	2N3525	2.64	1.82	40261	.43	.30	40344	.48	.34
2N1632	.50	.35	2N3526	1.63	1.12	40262	.40	.28	40345	1.24	.86
2N1637	.52	.36	2N3529	2.64	1.82	40263	1.42	.99	40346	1.14	.79
2N1638	.45	.31	2N3553	8.09	5.59	40264	1.21	.84	40347	.80	.55
2N1639	.48	.34	2N3583	3.30	2.28	40265	.35	.24	40348	1.06	.73
2N1683	1.65	1.14	2N3584	6.60	4.56	40266	.29	.20	40349	1.56	1.08
2N1700	1.90	1.31	2N3585	13.20	9.10	40267	.33	.23	40350	.98	.68
2N1701	2.31	1.60	2N3600	6.60	4.56	40268	5.36	3.71	40351	.83	.57
2N1702	4.54	3.14	2N3632	33.00	22.80	40269	.40	.28	40352	.81	.56
2N1703	5.78	3.99	2N3668	2.89	2.00	40273	.42	.29	40360	1.03	.71
2N1708	3.30	2.28	2N3669	3.27	2.26	40278	181.50	125.40	40361	1.04	.72
2N1711	1.16	.80	2N3670	4.92	3.40	40279*	125.00	40362	1.46	1.01
2N1768	8.25	5.70	2N3730	1.65	1.14	40280	8.09	5.59	40363	2.48	1.71
2N1769	10.73	7.40	2N3731	2.48	1.71	40281	23.10	15.95	40364	4.46	3.08
2N1770	5.36	3.71	2N3732	1.65	1.14	40282	33.00	22.80	40365	2.31	1.60
2N1771	5.78	3.99	2N3733	49.50	34.20	40283	3.71	2.57	40377	.70	.48
2N1772	7.43	5.13	2N3771	5.78	3.99	40285	42.90	29.65	40378	1.62	1.12
2N1773	9.49	6.55	2N3772	5.78	3.99	40287	24.75	17.10	40379	2.64	1.82
2N1774	11.96	8.25	2N3773	7.84	5.42	40290	9.10	6.25	40380	1.49	1.03
2N1775	14.03	9.70	2N3866	4.95	3.42	40291	23.95	16.55	40381	1.21	.84
2N1776	16.09	11.10	2N3870	4.70	3.25	40292	29.70	20.50			
2N1777	20.65	14.25	2N3871	5.12	3.53	40294	33.40	23.10			
2N1778	24.75	17.10	2N3872	7.18	4.96						
2N1842A	2.89	2.00	2N3873	10.50	7.25						
2N1843A	3.71	2.57	2N3878	4.54	3.14						
2N1844A	5.78	3.99	2N3879	5.36	3.71						
2N1845A	5.94	4.10	2N3896	4.95	3.42						
2N1846A	6.19	4.28	2N3897	5.36	3.71						
2N1847A	6.60	4.56	2N3898	7.43	5.13						
2N1848A	7.01	4.85	2N3899	10.75	7.40						
2N1849A	8.25	5.70	2N3932	2.06	1.43						
2N1850A	9.90	6.85	2N3933	2.31	1.60						
2N1853	1.32	.92	3N98	27.00	18.65						
USN2N1853	1.32	.92	3N99	27.00	18.65						
2N1854	1.65	1.14	40004	1.65	1.14						
USA2N1854	1.65	1.14	40005	1.82	1.25						
2N1893	1.32	.92	40006	3.30	2.28						
2N1905	4.13	2.85	40022	.83	.57						
2N1906	6.60	4.56	40050	1.08	.75						
2N2015	9.08	6.25	40051	1.29	.89						
USA2N2015	9.90	6.85	40054	14.00	9.70						
2N2016	9.90	6.85	40055	16.00	11.05						
USA2N2016	10.73	7.40	40056	18.00	12.45						
2N2102	1.41	.97	40057	20.00	13.70						
S2N2102	18.94	13.10	40058	9.90	6.85						
2N2147	2.06	1.43	40059	8.66	6.00						
2N2148	1.24	.86	40060	9.90	6.85						
2N2205	1.24	.86	40061	8.66	6.00						
2N2206	3.71	2.57	40062	9.90	6.85						
2N2208	1.54	1.06	40063	8.66	6.00						
2N2210	10.13	7.00	40064	6.85	4.85						
2N2270	3.16	.80	40065	8.66	6.00						
2N2273	3.05	2.11	40076	100.00	69.10						
USA2N2273	3.05	2.11	40077	24.75	17.10						
2N2304	4.29	2.96	40078	7.00	4.85						
2N2305	6.44	4.45	40080	1.08	.75						
2N2338	6.60	4.56	40081	1.65	1.14						
2N2339	4.95	3.42	40082	9.82	6.80						
2N2405	2.06	1.43	40084	.99	.69						
2N2475	2.56	1.77	40108, R	.99	.69						
2N2476	2.89	2.00	40109, R	1.16	.80						
2N2477	3.30	2.28	40110, R	1.57	1.09						
2N2482	6.19	4.28	40111, R	2.15	1.48						
2N2594	1.98	1.37	40112, R	2.48	1.71						
2N2613	.55	.38	40113, R	3.14	2.17						
2N2614	.50	.35	40114, R	3.71	2.57						

*Shipped direct to the end user due to technical specifications of the unit.

SILICON RECTIFIER ASSEMBLIES

RCA Type	Net Ea., Lots of		RCA Type	Net Ea., Lots of	
	1-29	30 Up		1-29	30 Up
CR101	\$ 5.75	\$ 5.47	CR332	\$52.00	\$49.40
CR102	7.20	6.85	CR333	65.00	61.75
CR103	8.15	7.75	CR334	79.00	75.05
CR104	9.60	9.10	CR335	93.00	88.35
CR105	10.55	10.05	CR341	44.00	41.80
CR106	12.00	11.40	CR342	61.00	57.95
CR107	12.95	12.35	CR343	78.00	74.10
CR108	13.90	13.20	CR344	94.00	89.30
CR109	15.35	14.60	CR351	46.00	43.70
CR110	16.30	15.50	CR352	64.00	60.80
CR201	3.10	2.96	CR353	82.00	72.90
CR203	4.80	4.56	CR35		