

Model 1427 Medium Power, N or SMK Connectors Convection Cooled

dc to 10.0 GHz
25 Watts



Features

- /// Designed to meet environmental requirements of Quality Injection Molded Connector.
- /// Low Intermodulation Option
- /// 5 Kilowatts Peak Power

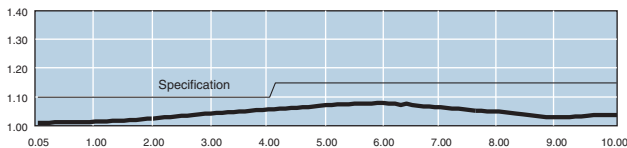
Specifications

NOMINAL IMPEDANCE: 50 Ω

FREQUENCY RANGE: dc to 10.0 GHz

MAXIMUM SWR:

Frequency (GHz)	SWR
dc - 4	1.10
4 - 8	1.15
8 - 10	1.30



Typical M1427 SWR Performance

POWER RATING: 25 watts **average (mounted horizontally)** @ 25°C ambient temperature, derated linearly to 2.5 watts @ 125°C. 5 kilowatts **peak** (5 μsec pulse width; 0.25% duty cycle).

TEMPERATURE RANGE: -55°C to +125°C

INTERMODULATION (Model 1427-X-LIM Only): IM3 (Reflected) = -100 dBc with two input signals @ 869 MHz and 891 MHz with an average power of +41 dBm each.

TEST DATA: Swept data plots of SWR from 50 MHz to 10 GHz is available at additional cost.

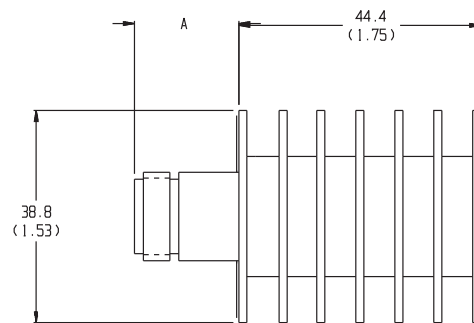
CONNECTOR: Type N or SMK (2.92mm) connectors mate nondestructively with MIL-C-39012 connector.

Connector Options	Type/Description
1	SMK, Female
2	SMK, Male
3	Type N, Female
4	Type N, Male

CONSTRUCTION: Black, finned aluminum body, stainless steel connector; gold plated beryllium copper contacts.

WEIGHT: 150 g (5.2 oz)

PHYSICAL DIMENSIONS:

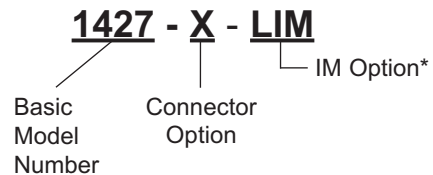


Model #	DIM A	Connector Type
1427-1	12.7 (0.50)	2.92mm female
1427-2	14.0 (0.55)	2.92mm male
1427-3	15.0 (0.59)	N female
1427-4	22.9 (0.90)	N male

NOTE: All dimensions are given in mm (inches) and are maximum, unless otherwise specified.

MODEL NUMBER DESCRIPTION:

Example:



* Add -LIM to entire model number for Low Intermodulation option. Option not available through Express.