

# Housing - HC-ADV-B10-HHWH-1TTM32-EMC-AL - 1413402


Please be informed that the data shown in this PDF Document is generated from our Online Catalog. Please find the complete data in the user's documentation. Our General Terms of Use for Downloads are valid (<http://phoenixcontact.com/download>)



HEAVYCON ADVANCE sleeve housing, B10, with stainless steel screw locking (Allen screw), salt-water-resistant aluminum, height 93.7 mm, with 1x M32 thread, straight cable outlet, without surface; conductive seal (EMC properties)



## Key Commercial Data

|              |                                                                                                         |
|--------------|---------------------------------------------------------------------------------------------------------|
| Packing unit | 1 pc                                                                                                    |
| GTIN         | <br>4 055626 030364 |
| GTIN         | 4055626030364                                                                                           |

## Technical data

### Dimensions

|                               |         |
|-------------------------------|---------|
| Height                        | 93.7 mm |
| Width                         | 57 mm   |
| Length                        | 105 mm  |
| Length of the assembly cutout | 65 mm   |
| Width of the assembly cutout  | 35 mm   |

### Ambient conditions

|                                        |                           |
|----------------------------------------|---------------------------|
| Degree of protection of housing (IP)   | IP66                      |
|                                        | IP68 (0.2 bar/24 h)       |
|                                        | IP69K (ISO 20653:2013-02) |
| Degree of protection of housing (NEMA) | 4 (UL 50e)                |
|                                        | 4X (UL 50e)               |
|                                        | 12 (UL 50e)               |
| Ambient temperature (operation)        | -40 °C ... 125 °C         |

### General

|      |                                                  |
|------|--------------------------------------------------|
| Note | For contact inserts HC-B10, BB18, DD42, M, K8/24 |
|------|--------------------------------------------------|

# Housing - HC-ADV-B10-HHWH-1TTM32-EMC-AL - 1413402

## Technical data

### General

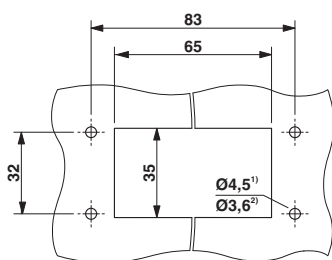
|                              |                                                                                                                                                                                                           |
|------------------------------|-----------------------------------------------------------------------------------------------------------------------------------------------------------------------------------------------------------|
| Size                         | B10                                                                                                                                                                                                       |
| Housing type                 | Sleeve housing                                                                                                                                                                                            |
| Color                        | gray aluminum                                                                                                                                                                                             |
| Locking type                 | Screw locking                                                                                                                                                                                             |
| Torque                       | 3 Nm (Locking screw)                                                                                                                                                                                      |
| Fixing screws                | M6 (screw head: 5 mm Allen screw)                                                                                                                                                                         |
| No. of cable outlets         | 1                                                                                                                                                                                                         |
| Cable outlet                 | straight                                                                                                                                                                                                  |
| Screw connection             | none                                                                                                                                                                                                      |
| Type of the screw connection | 1x M32                                                                                                                                                                                                    |
| Housing material             | Die-cast aluminum, salt water resistant                                                                                                                                                                   |
| Housing surface material     | uncoated                                                                                                                                                                                                  |
| Seal material                | NBR, conductive                                                                                                                                                                                           |
| Material lock                | Stainless steel                                                                                                                                                                                           |
| Assembly instructions        | In order to guarantee that the ground conductor contact functions even when plugged in at an angle, the two panel mounting flanges must have sufficient electrical contact with the metal mounting panel. |
| Connection                   | To ensure optimum shielding, any insulating power coating must be removed from the profile gasket area on the control cabinet panel.<br>Tightening torque of locking screw: 3 Nm.                         |

### Environmental Product Compliance

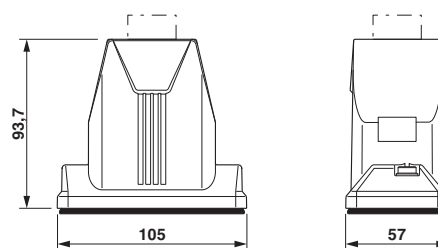
|            |                                                                                                     |
|------------|-----------------------------------------------------------------------------------------------------|
| China RoHS | Environmentally Friendly Use Period = 50                                                            |
|            | For details about hazardous substances go to tab "Downloads", Category "Manufacturer's declaration" |

## Drawings

Dimensional drawing



Dimensional drawing



Mounting cutout

1) when M4 screws are used

2) when self-tapping Torx® screws are used (Torx® 20, M4)

Dimensional drawing

## Approvals

### Approvals

# Housing - HC-ADV-B10-HHWH-1TTM32-EMC-AL - 1413402

## Approvals

Approvals






GL / UL Recognized / cUL Recognized / EAC / cULus Recognized

---

Ex Approvals

---

### Approval details

|                  |                                                                                     |                                                                                                                                                       |                          |
|------------------|-------------------------------------------------------------------------------------|-------------------------------------------------------------------------------------------------------------------------------------------------------|--------------------------|
| GL               |    | <a href="http://exchange.dnv.com/tari/">http://exchange.dnv.com/tari/</a>                                                                             | 6196614 HH               |
| UL Recognized    |    | <a href="http://database.ul.com/cgi-bin/XYV/template/LISEXT/1FRAME/index.htm">http://database.ul.com/cgi-bin/XYV/template/LISEXT/1FRAME/index.htm</a> | E255026                  |
| cUL Recognized   |  | <a href="http://database.ul.com/cgi-bin/XYV/template/LISEXT/1FRAME/index.htm">http://database.ul.com/cgi-bin/XYV/template/LISEXT/1FRAME/index.htm</a> | E255026                  |
| EAC              |  |                                                                                                                                                       | RU C-<br>DE.AI30.B.01102 |
| cULus Recognized |  |                                                                                                                                                       |                          |

---

Phoenix Contact 2019 © - all rights reserved  
<http://www.phoenixcontact.com>

PHOENIX CONTACT GmbH & Co. KG  
Flachsmarktstr. 8  
32825 Blomberg  
Germany  
Tel. +49 5235 300  
Fax +49 5235 3 41200  
<http://www.phoenixcontact.com>