



1N4148

DIODE

HIGH-SPEED SWITCHING DIODE

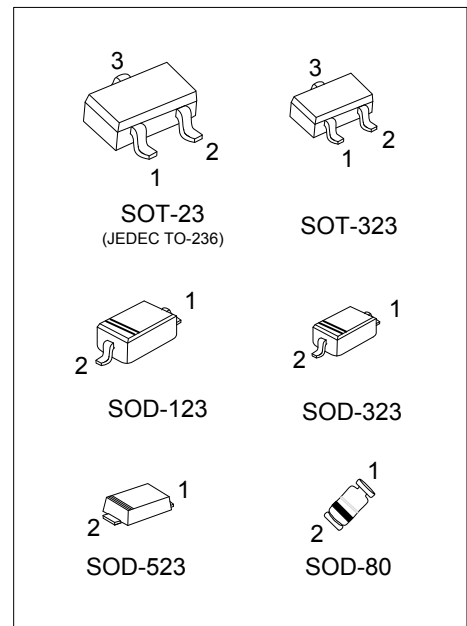
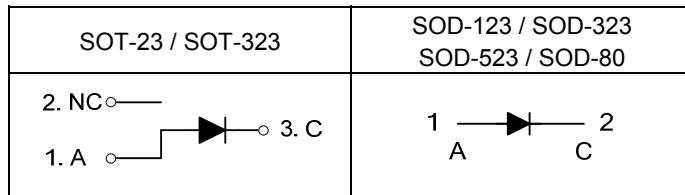
DESCRIPTION

The UTC **1N4148** is designed for high-speed switching application in hybrid thick-and thin-film circuits. The devices is manufactured by the silicon epitaxial planar process and packed in plastic surface mount package.

FEATURES

- * Ultra-high speed
- * Low forward voltage
- * Fast reverse recovery time

SYMBOL



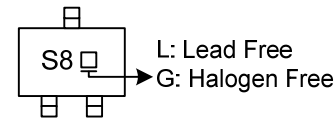
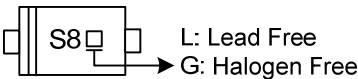
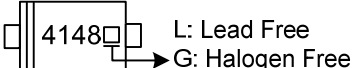
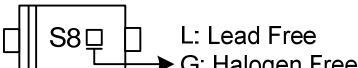
ORDERING INFORMATION

Ordering Number		Package	Pin Assignment			Packing
Lead Free	Halogen Free		1	2	3	
1N4148L-AE3-R	1N4148G-AE3-R	SOT-23	A	NC	C	Tape Reel
1N4148L-AL3-R	1N4148G-AL3-R	SOT-323	A	NC	C	Tape Reel
1N4148L-CA2-R	1N4148G-CA2-R	SOD-123	A	C	-	Tape Reel
1N4148L-CB2-R	1N4148G-CB2-R	SOD-323	A	C	-	Tape Reel
1N4148L-CC2-R	1N4148G-CC2-R	SOD-523	A	C	-	Tape Reel
1N4148L-CE2-R	1N4148G-CE2-R	SOD-80	A	C	-	Tape Reel

Note: Pin assignment: A: Anode C: Cathode NC: No Connection

<p>1N4148G-AE3-R</p> <ul style="list-style-type: none"> (1) Packing Type (2) Package Type (3) Green Package 	<ul style="list-style-type: none"> (1) R: Tape Reel (2) AE3: SOT-23, AL3: SOT-323, CA2: SOD-123, CB2: SOD-323, CC2: SOD-523, CE2: SOD-80 (3) G: Halogen Free and Lead Free, L: Lead Free
--	---

■ MARKING

SOT-23 / SOT-323	SOD-123
 <p>L: Lead Free G: Halogen Free</p>	 <p>L: Lead Free G: Halogen Free</p>
SOD-323	SOD-523
 <p>L: Lead Free G: Halogen Free</p>	 <p>L: Lead Free G: Halogen Free</p>

■ ABSOLUTE MAXIMUM RATINGS ($T_A=25^\circ\text{C}$, unless otherwise specified)

PARAMETER		SYMBOL	RATINGS	UNIT
Maximum Repetitive Reverse Voltage		V_{RRM}	100	V
Average Rectified Forward Current		$I_{F(AV)}$	200	mA
Non-repetitive Peak Forward Surge Current	Pulse Width = 1.0 sec	I_{FSM}	1.0	A
	Pulse Width = 1.0 ms		4.0	A
Power Dissipation(Note 3)	SOT-23	P_D	350	mW
	SOD-123		400	
	SOT-323		270	
	SOD-323/SOD-523		200	
	SOD-80		500	
Junction Temperature		T_J	+175	$^\circ\text{C}$
Storage Temperature		T_{STG}	-65 ~ +200	$^\circ\text{C}$

Notes: 1. Absolute maximum ratings are those values beyond which the device could be permanently damaged.

Absolute maximum ratings are stress ratings only and functional device operation is not implied.

2. These ratings are based on a maximum junction temperature of 200°C .

3. Device mounted on FR-4 PCB minimum land pad.

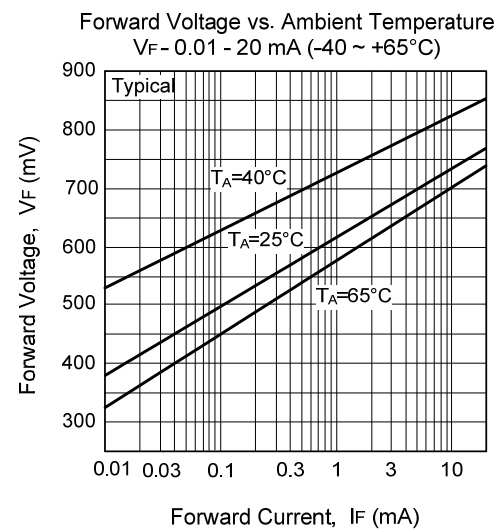
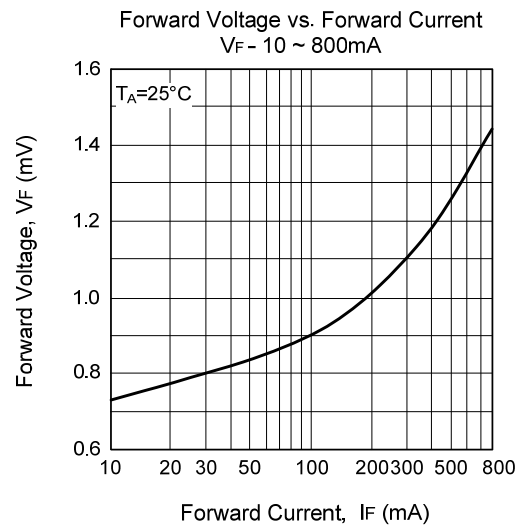
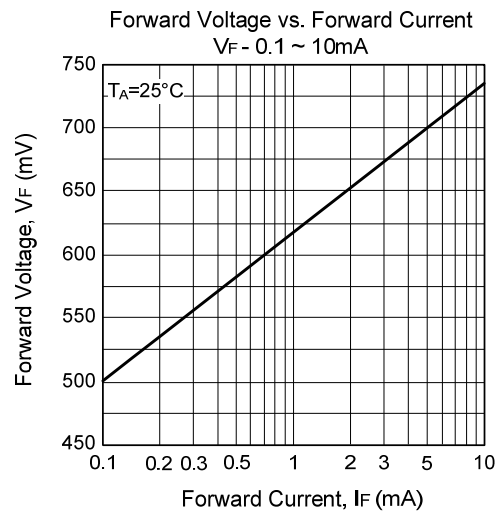
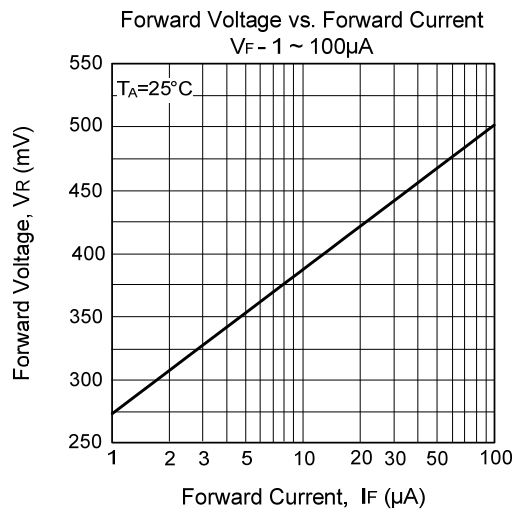
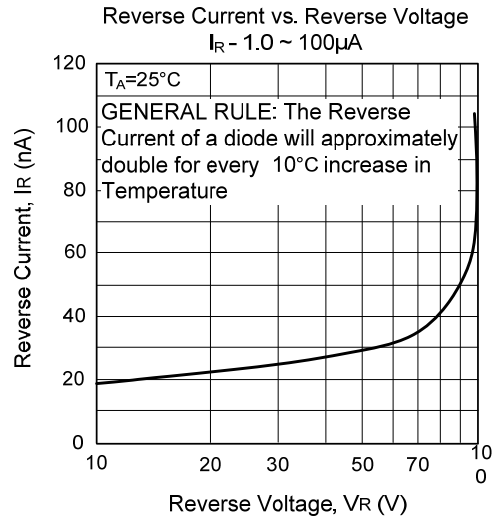
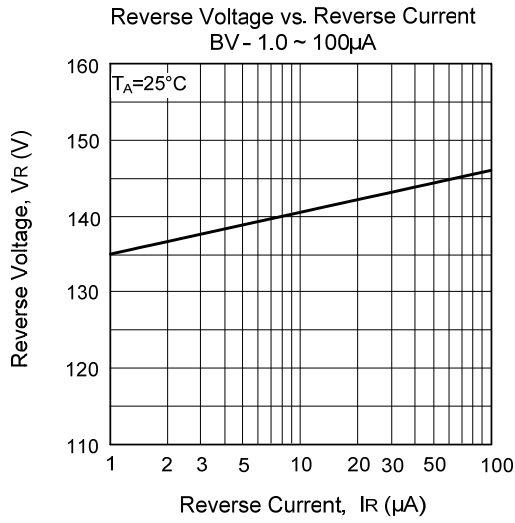
■ THERMAL DATA

CHARACTERISTIC		SYMBOL	RATINGS	UNIT
Junction to Ambient	SOT-23	θ_{JA}	357	$^\circ\text{C/W}$
	SOD-123		312	
	SOT-323		460	
	SOD-323/SOD-523		500	
	SOD-80		300	

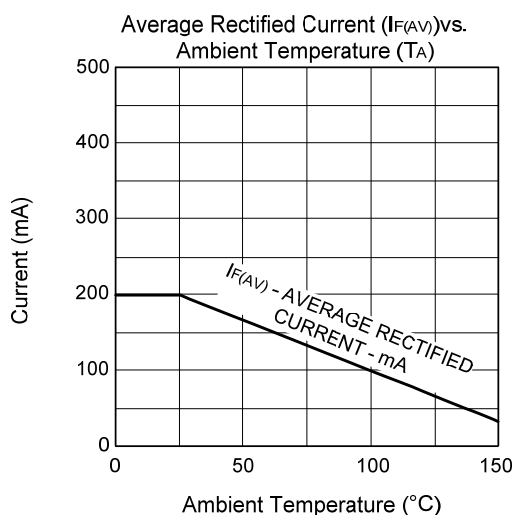
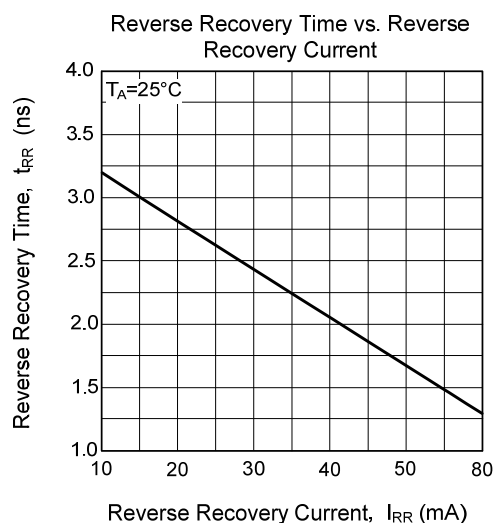
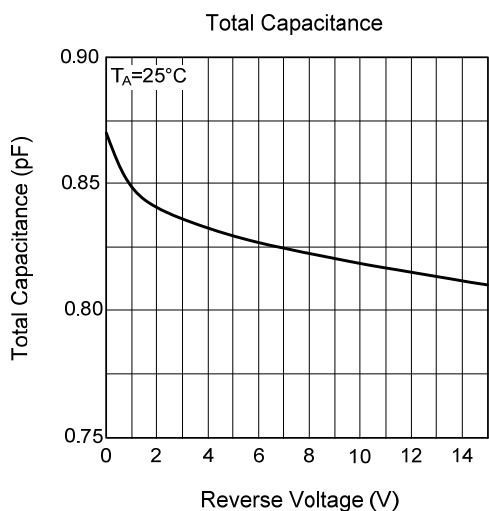
■ ELECTRICAL CHARACTERISTICS ($T_A=25^\circ\text{C}$, unless otherwise specified)

PARAMETER	SYMBOL	TEST CONDITIONS	MIN	TYP	MAX	UNIT
Breakdown Voltage	V_R	$I_R=100\mu\text{A}$	100			V
		$I_R=5.0\mu\text{A}$	75			V
Forward Voltage	V_F	$I_F=10\text{mA}$			1.0	V
Reverse Current	I_R	$V_R=20\text{V}$			25	nA
		$V_R=75\text{V}$			5.0	μA
Total Capacitance	C_T	$V_R=0, f=1.0\text{MHz}$			4.0	pF
Reverse Recovery Time	t_{rr}	$I_F=10\text{mA}, V_R=6.0\text{V} (60\text{mA})$ $I_{RR}=1.0\text{mA}, R_L=100\Omega$			4.0	ns

■ TYPICAL CHARACTERISTICS



■ TYPICAL CHARACTERISTICS (Cont.)



UTC assumes no responsibility for equipment failures that result from using products at values that exceed, even momentarily, rated values (such as maximum ratings, operating condition ranges, or other parameters) listed in products specifications of any and all UTC products described or contained herein. UTC products are not designed for use in life support appliances, devices or systems where malfunction of these products can be reasonably expected to result in personal injury. Reproduction in whole or in part is prohibited without the prior written consent of the copyright owner. UTC reserves the right to make changes to information published in this document, including without limitation specifications and product descriptions, at any time and without notice. This document supersedes and replaces all information supplied prior to the publication hereof.