

Small Signal Product

400mW High Speed SMD Switching Diode

FEATURES

- Fast switching device ($t_{rr} < 4.0\text{ns}$)
- Surface Mount Device Type
- Moisture sensitivity level 1
- Matte Tin (Sn) lead finish with Nickel (Ni) underplate
- Pb free version and RoHS compliant
- Packing code with suffix "G" means green compound (halogen-free)


SOD-123F

MECHANICAL DATA

- Case: Flat lead SOD-123F small outline plastic package
- Terminal: Matte tin plated, lead free, solderable per MIL-STD-202, Method 208 guaranteed
- High temperature soldering guaranteed: $260^{\circ}\text{C}/10\text{s}$
- Polarity: Indicated by cathode band
- Weight: $8.85 \pm 0.5\text{mg}$



MAXIMUM RATINGS AND ELECTRICAL CHARACTERISTICS ($T_A=25^{\circ}\text{C}$ unless otherwise noted)			
PARAMETER	SYMBOL	VALUE	UNIT
Power Dissipation	P_D	400	mW
Reverse Voltage	V_R	100	V
Repetitive Peak Reverse Voltage	V_{RRM}	75	V
Repetitive Peak Forward Current	I_{FRM}	300	mA
Forward Current	I_F	150	mA
Thermal Resistance (Junction to Ambient) (Note 1)	$R_{\theta JA}$	450	$^{\circ}\text{C}/\text{W}$
Junction and Storage Temperature Range	T_J, T_{STG}	-65 to +150	$^{\circ}\text{C}$

PARAMETER	SYMBOL	MIN	MAX	UNIT	
Reverse Voltage	V_R	$I_R=100\mu\text{A}$	100	-	V
		$I_R=5\mu\text{A}$	75	-	
Forward Voltage	V_F	1N4448W, 1N914BW $I_F=5.0\text{mA}$	0.62	0.72	V
		1N4148W $I_F=10.0\text{mA}$	-	1.0	
		1N4448W, 1N914BW $I_F=100.0\text{mA}$	-	1.0	
Reverse Leakage Current	I_R	$V_R=20\text{V}$	-	25	nA
		$V_R=75\text{V}$	-	5.0	μA
Junction Capacitance	C_J	-	4.0	pF	
Reverse Recovery Time	t_{rr}	-	4.0	ns	

Notes 1: Test Condition : 8.3ms Single half Sine-Wave Superimposed on Rated Load

 Notes 2: Reverse Recovery Test Conditions : $I_F=10\text{mA}$, $I_R=60\text{mA}$, $R_L=100\Omega$, $I_{RR}=1\text{mA}$

Small Signal Product

RATINGS AND CHARACTERISTICS CURVES

($T_A=25^\circ\text{C}$ unless otherwise noted)

Fig.1 Typical Forward Characteristics

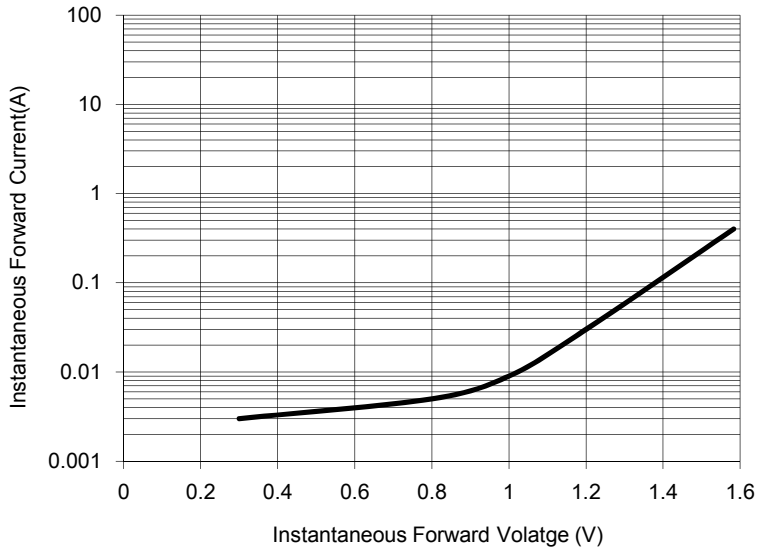


Fig. 2 Reverse Current vs Reverse Voltage

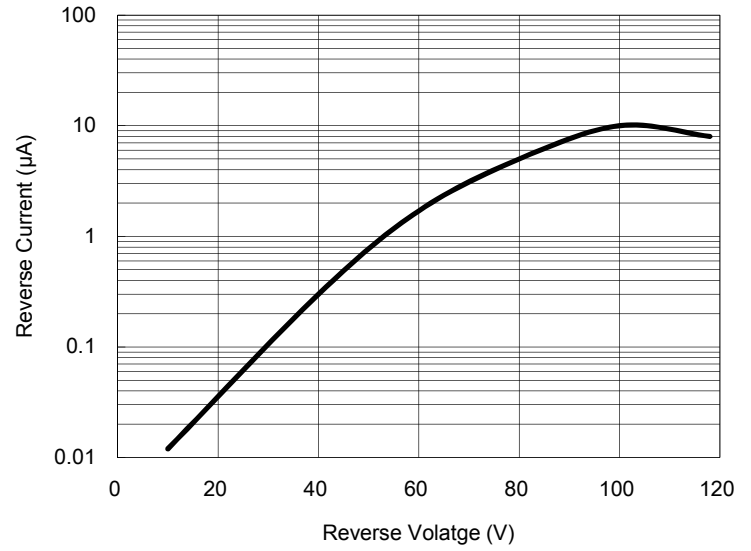


Fig. 3 Admissible Power Dissipation

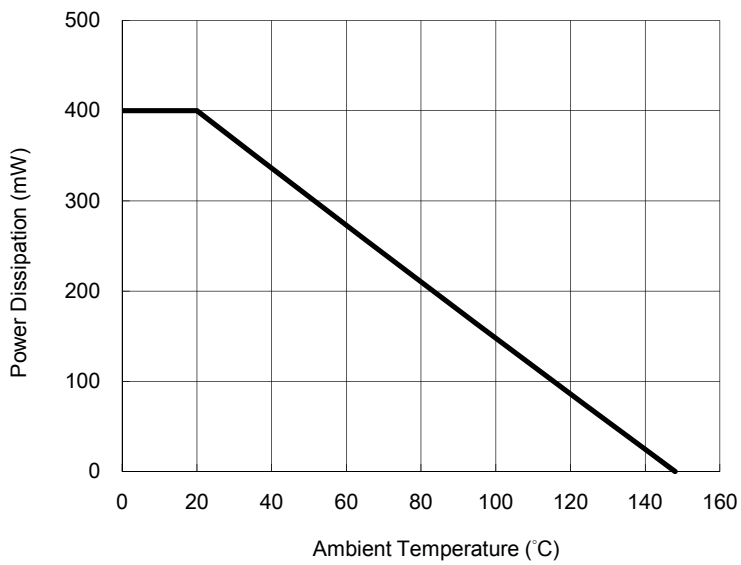


Fig. 4 Typical Junction Capacitance

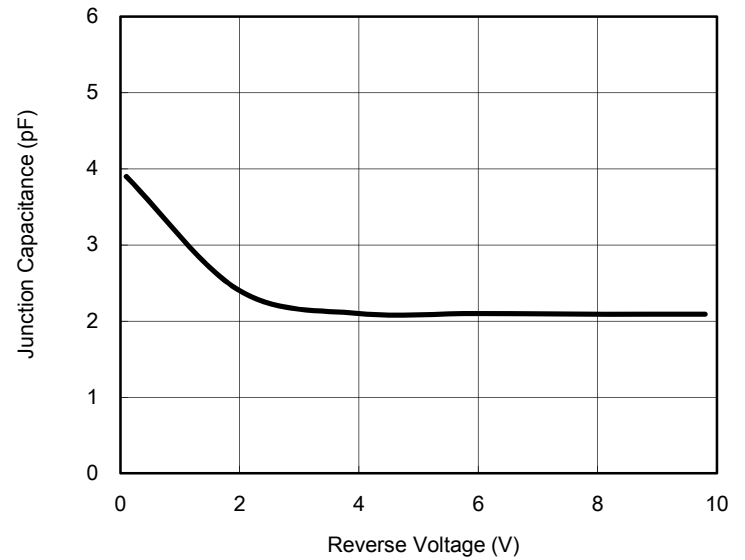
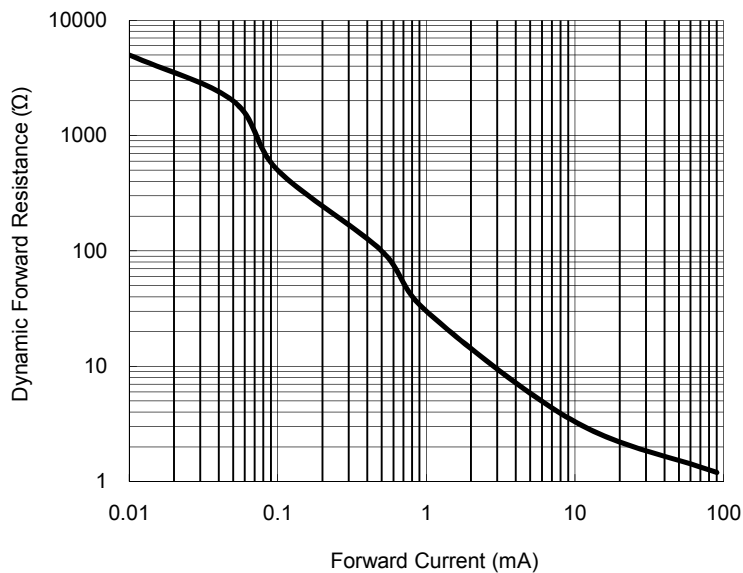


Fig. 5 Forward Resistance vs. Forward Current



Small Signal Product

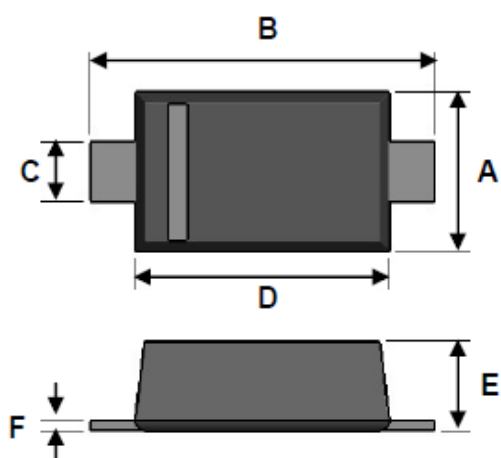
ORDERING INFORMATION					
PART NO.	PART NO. SUFFIX	PACKING CODE	PACKING CODE SUFFIX	PACKAGE	PACKING
1NxxxxW (Note 1)	-xx (Note 2)	RH	G	SOD-123F	3K / 7" Reel

Note 1: "xxxx" is device code from 1N4148W to 1N914BW

Note 2: Part No. Suffix „-xx “ would be used for special requirement

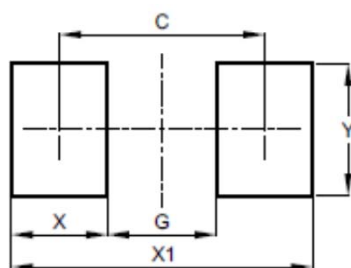
EXAMPLE					
PREFERRED P/N	PART NO.	PART NO. SUFFIX	PACKING CODE	PACKING CODE SUFFIX	DESCRIPTION
1N4148W RH	1N4148W		RH		Multiple manufacture source
1N4148W RHG	1N4148W		RH	G	Multiple manufacture source Green compound
1N4148W-B0 RHG	1N4148W	-B0	RH	G	Defined manufacture source Green compound
1N4148W-L0 RHG	1N4148W	-L0	RH	G	Defined manufacture source Green compound

PACKAGE OUTLINE DIMENSIONS

SOD-123F


DIM.	Unit (mm)		Unit (inch)	
	Min	Max	Min	Max
A	1.50	1.70	0.059	0.067
B	3.30	3.90	0.130	0.154
C	0.50	0.70	0.020	0.028
D	2.50	2.70	0.098	0.106
E	0.80	1.15	0.031	0.045
F	0.05	0.20	0.002	0.008

SUGGEST PAD LAYOUT



DIM.	Unit (mm)	Unit (inch)
	Typ.	Typ.
C	2.86	0.113
G	1.52	0.060
X	1.34	0.053
X1	4.20	0.165
Y	1.80	0.071

MARKING CODE

1N4148W	D1
1N4448W	D2
1N914BW	D3

Small Signal Product

Notice

Specifications of the products displayed herein are subject to change without notice. TSC or anyone on its behalf, assumes no responsibility or liability for any errors or inaccuracies.

Information contained herein is intended to provide a product description only. No license, express or implied, to any intellectual property rights is granted by this document. Except as provided in TSC's terms and conditions of sale for such products, TSC assumes no liability whatsoever, and disclaims any express or implied warranty, relating to sale and/or use of TSC products including liability or warranties relating to fitness for a particular purpose, merchantability, or infringement of any patent, copyright, or other intellectual property right.

The products shown herein are not designed for use in medical, life-saving, or life-sustaining applications. Customers using or selling these products for use in such applications do so at their own risk and agree to fully indemnify TSC for any damages resulting from such improper use or sale.