


TX7-503

Accurate analogue temperature compensated
SMD TCXO

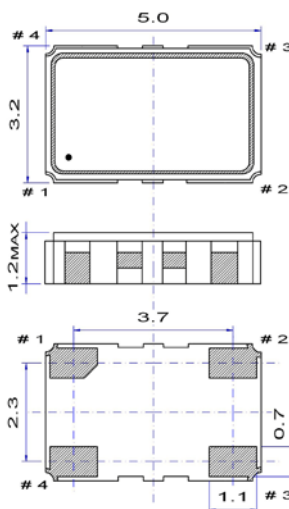
QuartzCom
the communications company



Features

- Applications: mobile communications, GPS, instrumentation
- Output signal Clipped sine wave or CMOS
- Frequency range up to 40.000 MHz
- Highly shock and vibration resistant

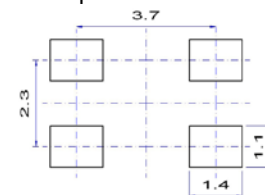
Parameter	Specification		
Frequency range	10 ~ 40.000 MHz		
Standard frequencies	10.0, 12.8, 16.0, 19.2, 20.0, 24.0, 25.0, 26.0, 32.768 & 40.0 MHz		
Frequency stability:			
vs. temperature	$\leq \pm 0.5 \sim \pm 2.5$ ppm	10.0 ~ 40.0 MHz	-40 ~ +85 °C
	$\leq \pm 0.1 \sim \pm 0.28$ ppm	10.0 ~ 26.0 MHz	-20 ~ +70 °C
vs. supply change	$\leq \pm 0.1$ ppm	± 5 %	
vs. load change	$\leq \pm 0.1$ ppm	± 5 %	
vs. aging	$\leq \pm 1.0$ ppm	1 st year	
Frequency tolerance ex. factory	$\leq \pm 0.5$ ppm @ +25 °C		
Supply voltage	+2.8, +3.0, +3.3 & +5.0 V		
Supply current	< 5 mA		
Type	TX7-503	TX7-503C	
Output signal	clipped sine wave	CMOS	
Output level	> 0.8 Vp-p	$V_{OH} > 0.9 \times V_{dc} / V_{OL} < 0.1 \times V_{dc}$	
Output load	10 k Ω // 10 pF	15 pF	
Tri-state function	pin #1 high or open pin #1 low	pin #3 → oscillation pin #3 → high impedance	
Phase noise @ 10.0 MHz carrier frequency	-125 dBc/Hz -145 dBc/Hz -155 dBc/Hz	@ 100 Hz @ 1 kHz @ 10 kHz	
Operating temperature range	-20 ~ +70 °C -40 ~ +85 °C	commercial application industrial application	
Storage temperature range	-55 ~ +125 °C		
Packaging units	tape & reel	1'000 or 2'500 pieces	
Customer specifications on request			



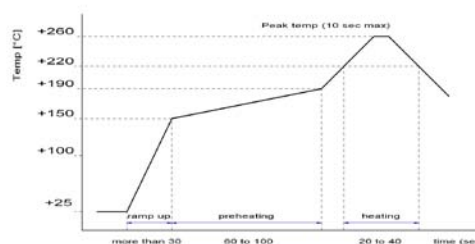
Pin function

- # 1 Tri-state or not connected
- # 2 GND
- # 3 Output
- # 4 Vdc

Solder pattern



IR reflow soldering temperature



2011/65/EU RoHS compliant

07 Mar. 14

QuartzCom AG
Bischmattstrasse 11
CH 2544 Bettlach
Switzerland

Fax +41 32 644 24 05
Tel +41 32 644 24 00
E-Mail sales@quartzcom.com
www.quartzcom.com

ISO 9001
BUREAU VERITAS
Certification

