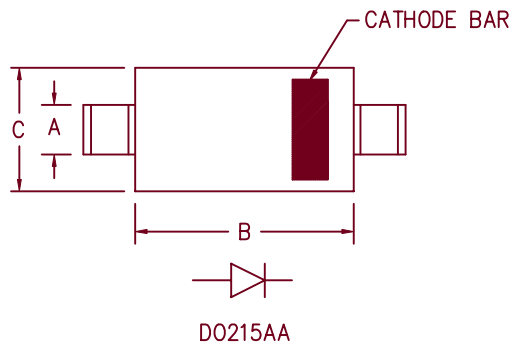
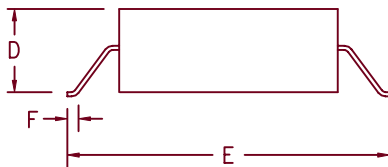


1 Amp Schottky Rectifier HSM150G, HSM160G



Dim.	Inches		Millimeter		Notes
	Minimum	Maximum	Minimum	Maximum	
A	.081	.087	2.06	2.21	
B	.160	.180	4.06	4.57	
C	.130	.155	3.30	3.94	
D	.075	.095	1.90	2.41	
E	.270	.290	6.86	7.37	
F	.015	.030	.381	.762	



Microsemi Catalog Number	Working Peak Reverse Voltage	Repetitive Peak Reverse Voltage
HSM150	50V	50V
HSM160	60V	60V

- Schottky Barrier Rectifier
- Guard Ring Protection
- 150°C Junction Temperature
- V_{RRM} 50 to 60 Volts

Electrical Characteristics

Average forward current	I _{F(AV)} 1.0 Amps	Square wave
Maximum surge current	I _{FSM} 50 Amps	8.3ms, half sine, T _J = 150°C
Max peak forward voltage	V _{FM} .51 Volts	I _{FM} = 0.1A: T _J = 25°C*
Max peak forward voltage	V _{FM} .69 Volts	I _{FM} = 1.0A: T _J = 25°C*
Max peak reverse current	I _{RM} 100 μA	V _{RRM} , T _J = 25°C
Typical junction capacitance	C _J 53pF	V _R = 5.0V, T _J = 25°C

*Pulse test: Pulse width 300 μsec, Duty cycle 2%

Thermal and Mechanical Characteristics

Storage temperature range	T _{STG}	-55°C to 175°C
Operating junction temp range	T _J	-55°C to 175°C
Maximum thermal resistance	R _{ΘJL}	25°C/W Junction to lead
Weight		.0047 ounces (.013 grams) typical

3-28-00 Rev. 1

HSM150G, HSM160G

Figure 1
Typical Forward Characteristics

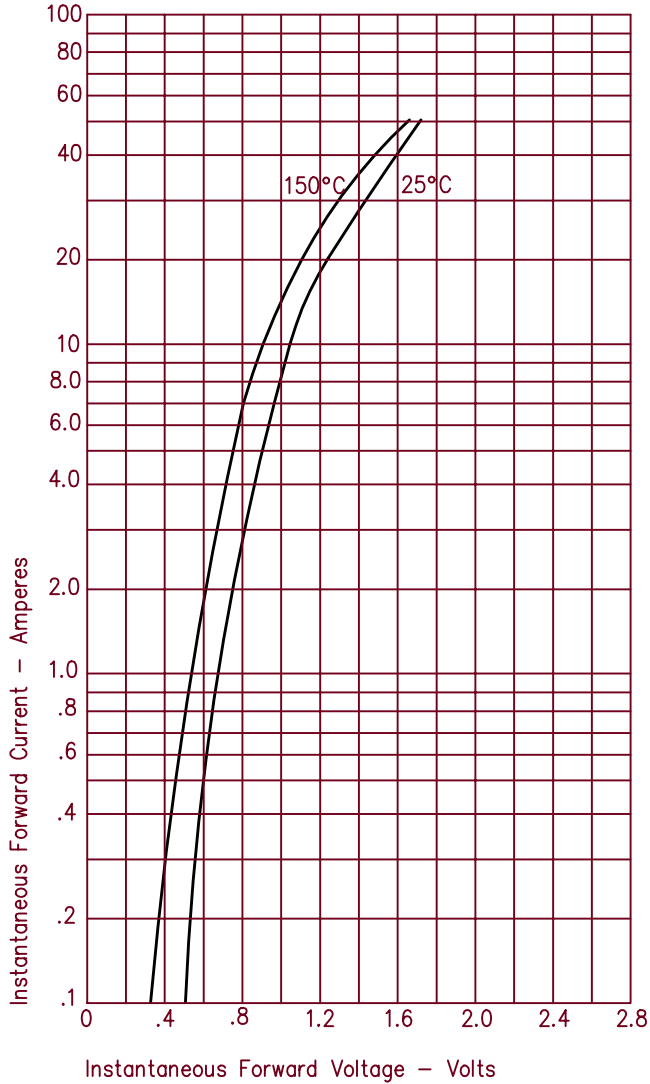


Figure 3
Typical Junction Capacitance

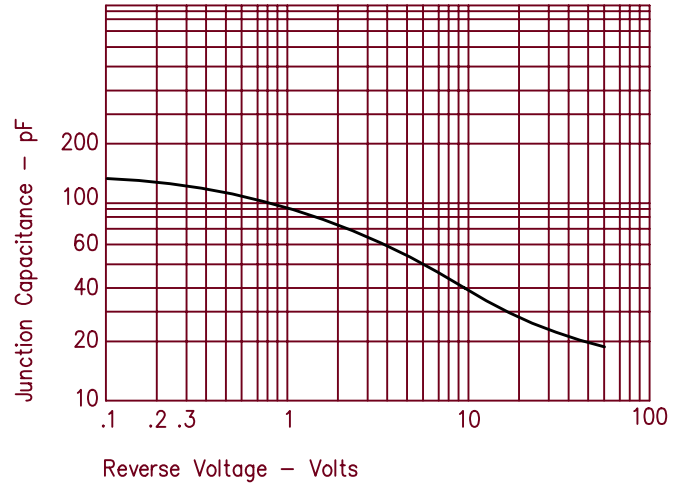


Figure 2
Typical Forward Characteristics

