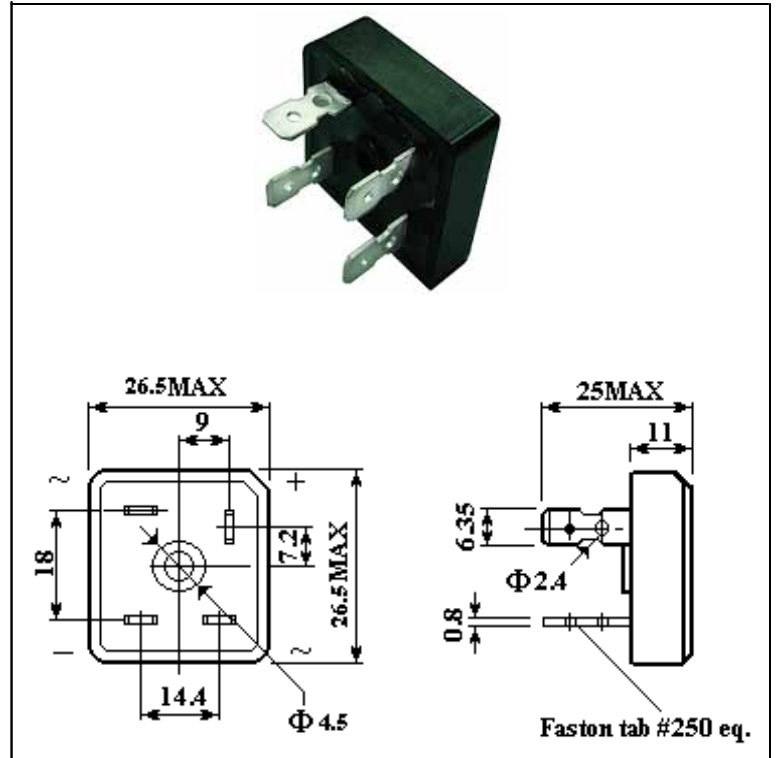


## S15VB10 Thru S15VB100

### High Current Glass Passivated Single-Phase Bridge Rectifier

#### FEATURES

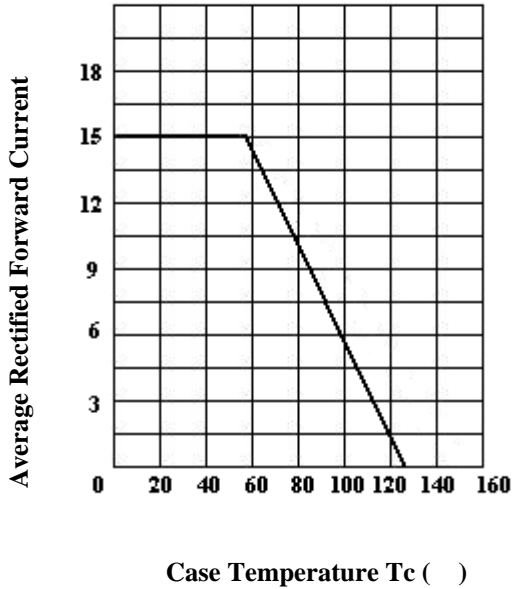
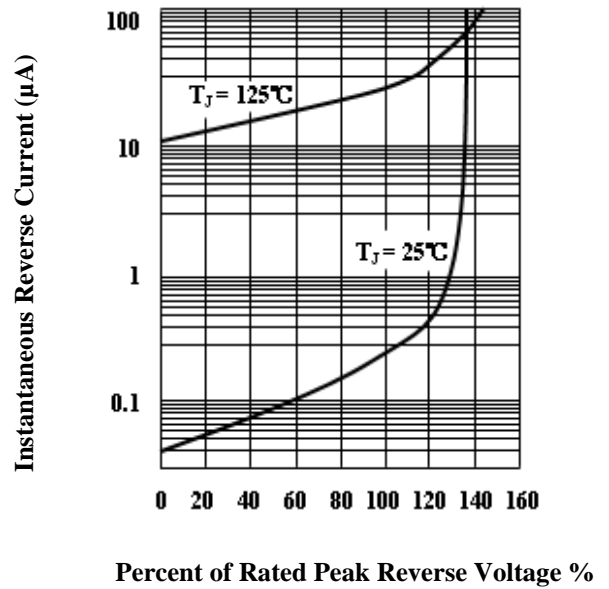
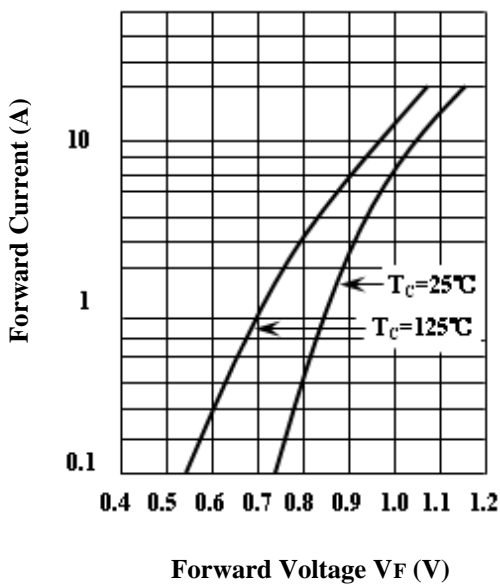
- Plastic Package has Underwriters Laboratory Flammability Classification 94V-0
- High current capacity with small package
- Glass passivated chip junctions
- Superior thermal conductivity
- High  $I_{FSM}$



Maximum Ratings & Thermal Characteristics Ratings at 25 ambient temperature unless otherwise specified.

Item	Symbol	S15VB10	S15VB20	S15VB40	S15VB60	S15VB80	S15VB100	Unit
Maximum repetitive voltage	$V_{RM}$	100	200	400	600	800	1000	V
Maximum DC reverse current $T_A=25$ at rated DC blocking voltage $T_A=125$	$I_R$	10 500						$\mu A$
Average rectified forward current 60Hz sine wave, R-load with heatsink $T_c=100$	$I_O$	15						A
Peak forward surge current 8.3 ms single half sine-wave superimposed on rated load	$I_{FSM}$	200						A
Dielectric strength Terminals to case, AC 1 minute Current 1mA	$V_{dia}$	2						KV
Max instantaneous forward voltage at 7.5A	$V_F$	1.1						V
Operating junction temperature	$T_j$	125						
Storage temperature	$T_{stg}$	-40~150						

# S15VB10 Thru S15VB100

**Fig.1 Derating Curve**

**Fig.2 Typical Reverse Characteristics**

**Fig.3 Forward Voltage**

**Fig.4 Peak Surge Forward Capability**
